

5th QUARTER

SOUTH AUSTRALIAN NATIONAL FOOTBALL LEAGUE INC.
ANNUAL REPORT 07



CONTENTS

1st QUARTER

OBJECTIVES & OUTCOMES	3	GAME DEVELOPMENT	14
PRESIDENT'S REPORT	8	Participation	18
EXECUTIVE COMMISSIONER'S REPORT	11	Talent Program	22
		NAB AFL Draft	23
		Coaching Development	23

SOUTH AUSTRALIAN NATIONAL
FOOTBALL LEAGUE INC.
AAMI STADIUM
TURNER DRIVE, WEST LAKES
SOUTH AUSTRALIA 5021
PHONE 08 8268 2088
www.sanfl.com.au

DESIGNED BY WOODSCANNON

2nd QUARTER

STATE LEAGUE COMPETITION	24
AFL Facility Development Reserve	26
West End Club of the Year	27
SANFL 200 Club	27
Affiliated Leagues	27
Umpiring	29

3rd QUARTER

MARKETING & CORPORATE AFFAIRS	30
Attendances	32
Media Coverage	32
SANFL Website	33
Feature Events	33
West End SANFL Media Awards	34
Corporate Partners	34
Commercial Partners of the SANFL	35
Looking Ahead	35

4th QUARTER


COMMERCIAL OPERATIONS	36
Stadium Department	38
Membership	39
Encore Group Catering	40
Catering Direction 2008	41
Crows Tavern	41
FINANCIAL REPORT	42

5th QUARTER

AWARDS, WINNERS & RESULTS	50
The Premiers	52
2007 Ladders	53
2007 Finals Results	53
2007 Magarey Medal	54
Coca-Cola Star Search Award	54
League Magarey Medallists	55
Minor Grade Medals	56
SANFL Attendances	57
SA Football Hall of Fame	58
SANFL Life Members	59
SANFL Recognition Awards	59
Stanley H. Lewis	59
League Premierships	60
Minor Grade Premierships	62
Leading Goalkickers	62
League Medallists	63
Crows and Power Season Wrap-ups	64
AAMI Stadium Attendances	64
Office Bearers	66
Past Presidents	66
Bereavements	66
Committees	67
SANFL Organisation Chart	68
SA Football Structure	68

UP UP AND AWAY: PORT
ADELAIDE MAGPIES
MATCHWINNER CLIVE
WATERHOUSE TAKES A
SPECTACULAR MARK AGAINST
WEST ADELAIDE IN ROUND 6.
WATERHOUSE KICKED EIGHT
GOALS IN THE MAGPIES 8-POINT
WIN OVER THE BLOODS.

PHOTO RAY TITUS (THE ADVERTISER).



OBJECTIVES & OUTCOMES

SANFL COMPETITION MANAGEMENT

OBJECTIVE

The SANFL to be the premier State League competition in Australia with 9 strong and financially secure Clubs playing a clear role in providing services to the football community and developing elite talent.

KEY OUTCOMES

- Attendances at SANFL matches increased by 4.2% on 2006 and have increased by 6.5% over the past 2 seasons.
- 2007 finals attendance of more than 64,500, an 18.6% increase on 2006 finals total attendance and the highest attendance since 2002.
- The SANFL Grand Final attracted 30,493 patrons.
- ABC TV viewing audience of 113,000 for the Grand Final and over 1.4 million throughout the season.
- All nine SANFL Clubs contested the finals in at least one grade, while six participated in grand finals.
- Four different SANFL Clubs won the four grade premierships.
- SANFL competition positioned as an elite, family friendly, affordable experience that is complementary to the AFL and Community Football competitions.
- The SANFL competition continues to enjoy outstanding media coverage - the best of any sporting code in South Australia outside the AFL competition.
- Two regional matches were played for premiership points at Encounter Bay and Berri.
- A comprehensive review has been undertaken to establish the best governance model for all South Australian Affiliated Leagues.
- Community Facilities Fund set up in partnership with the AFL to deliver improvements to metropolitan and regional football facilities. Fund boosted by a contribution of \$150,000 from the League's 2007 surplus.
- Review of Talented Player Pathway and Underage Structure being undertaken with assistance from the AFL – to be completed middle of 2008.

FINANCIAL VIABILITY

OBJECTIVE

To maximise the financial returns so that monetary grants to Clubs are maintained and AAMI Stadium facilities are further developed and maintained.

KEY OUTCOMES

- Total revenue of the SANFL was \$43.9 million, an increase of 1.4% on 2006.
- The SANFL's 2007 operation surplus was \$390,000 above budget - this surplus was achieved after distributing grants to SANFL clubs and contributing \$150,000 to the Community Facility Fund.
- The SANFL achieved budget for the 23rd consecutive year.
- The 2007 financial result was bolstered by two AFL Finals matches at AAMI Stadium and external catering events.
- Total SANFL Club development grants, administration grants and sponsorship grants were \$4,532,632, an increase of 3.2% on 2006.
- Over the past year, more than \$6.6 million has been spent on the continued upgrade of AAMI Stadium, with current development plans for a further \$4 million
 - State Government funding of \$9 million secured July 2007;
 - State Government grants of \$14.5 million over the past two years.

OBJECTIVES & OUTCOMES

GROWING THE GAME

OBJECTIVE

For South Australia to be Australia's strongest Football heartland, leading the nation in participation rates and quality experiences.

KEY OUTCOMES

- A dedicated Game Development department was established with additional financial support of the AFL – appointment of General Manager of Game Development.
- Six additional development officers and 12 trainees appointed to deliver participation programs.
- Total participation in Australian Football programs and competitions for a minimum of six weeks exceeded 67,000 children.
- More than 13,300 children participated in NAB AFL Auskick.
- Transition from NAB AFL Auskick to junior club football continued to improve with over 24,500 children playing junior club football.
- Participation by women in the game has increased 150% over the past 4 years to over 330 participants in 2007.
- Introduction of Game Development Innovations Committee has resulted in the successful introduction of a number of new participation programs:
 - Indigenous programs delivered in the APY Lands
 - Girl Power (supported by the PAFC)
 - Multicultural Program (supported by the AFC)
 - Introduction of Schools Charter to ensure highly talented players are provided a coordinated approach that optimises their development.
- Development of a talent pathway that offers 'first choice' athletes from school and community club competitions the opportunity to become a SANFL/AFL footballer.
- The SANFL continued its strong commitment to coaching development and accreditation with the number of Level 1 coaches increasing by 35% to 957 coaches.
- More than 200 new umpires introduced to the game in 2007.
- Game Development continued restructure to include:
 - centers of excellence
 - additional development staff
 - high performance personnel
 - better industry standards

FOOTBALL INDUSTRY LEADERSHIP

OBJECTIVE


The SANFL to provide leadership and essential services to the Football industry in South Australia and optimise relationships with all key stakeholders.

KEY OUTCOMES

- SANFL is widely acknowledged as the premier State League.
- Excellent working relationships with the nine SANFL Clubs, affiliated leagues, two local AFL clubs and the AFL.
- Worked on collaborative projects with the AFL and AFL clubs including:
 - Stadium Development Research
 - Game Development
 - Arena Signage
 - Port Adelaide Branding Research
- SA Football Community - strong connection and respect for the SANFL and the SANFL competition.
- For the second consecutive year the SANFL has been recognised in the South Australia in-business Top 100 SA Companies (49th position).
- SANFL's 'be active' League and 'be active' Mini League aligned with State Government's priority in tackling obesity.
- Positive relationship with media ensuring Football's image and profile is enhanced.
- New SANFL website developed with interactive features.
- Program leadership with community benefits:
 - APY Lands – with support from Federal Agencies and the State Government, a three year program has commenced incorporating a football competition and a multi youth sport program operating in TAFE and school environments.
 - Girl Power introductory program that has incorporated partnership with Port Adelaide Football Club.
 - Crows Multicultural officer – introductory program that has incorporated partnership with Adelaide Football Club.
- A commission sub-committee is currently considering an AFL NT business plan to enter a team in the SANFL competition as the 10th team.



APY LANDS:
A STAR OF THE FUTURE.
PHOTO MATT TURNER (THE ADVERTISER).

An aerial, black and white photograph of AAMI Stadium. The stadium is a large, semi-circular structure with a curved roof. The pitch is visible, with a large crowd of spectators filling the stands. The surrounding area includes parking lots, roads, and some commercial buildings. The image is taken from a high angle, looking down at the stadium.

SA'S HOME OF FOOTBALL:
THE LEAGUE CONTINUES TO
INVEST IN AAMI STADIUM TO
UPGRADE ITS FACILITIES TO
INTERNATIONAL STANDARD.

OBJECTIVES & OUTCOMES

STADIUM MANAGEMENT

OBJECTIVE

The owner and operator of a redeveloped international standard stadium at West Lakes designed to maximise utilisation, customer experience and business returns in a competitive market.

KEY OUTCOMES

- Stadium Development Program has continued with State Government and AFL support – projects completed include new PA system, video screen, visitor change rooms and public kiosks, toilets and bars.
- Extensive Market Research into the AAMI Stadium customer experience undertaken with the support of the AFL and the two AFL clubs – findings incorporated in Development Program.
- More than one million people attended events at AAMI Stadium.
- Ticketing exchange program successfully introduced mid-season to maximise use of season tickets.
- Following negotiations with the State Government, a free bus service will be provided for AAMI Stadium patrons in 2008.
- Junior membership category successfully introduced.
- AAMI Stadium catering rebranded as Encore Group with outstanding results including the successful introduction of catering for off-site events.
- Basheer Reserve purchased from the State Government for \$1 million.
- Number of car parks increased to 10,000 following successful negotiation for an additional 400 parks on Grange Golf Course land adjacent to AAMI Stadium.
- AAMI Stadium lighting upgrade afforded Major Project Status by State Government.

AFL LICENCES

OBJECTIVE

The owner of two financially sound AFL Licences – both AFL Clubs successful, consistently profitable, and debt free through operating a sound financial and governance framework.

KEY OUTCOMES

- Both AFL Licences recorded profits for the 2006/07 financial year.
- Port Adelaide contested the AFL Grand Final for the second time in their 11 year history (7th finals appearance).
- Adelaide contested the finals series – their 9th finals appearance in their 17 year history.
- First year of five year fixed licence fee completed – developed in line with AFL five year strategic plan.
- SANFL worked with the two AFL clubs on collaborative projects including:
 - stadium development research;
 - arena signage financial modelling; and
 - jointly delivered game development programs – Girl Power (PAFC) and Multicultural Development Program (AFC)

PRESIDENT'S REPORT

From beginning to end, the 2007 season was another very positive and successful one for the South Australian National Football League.

It began with the highest opening round attendance in more than a decade of State League football and closed with almost 65,000 fans attending the finals round of matches – up 18.4% on 2006 and the biggest major round attendance since 2002.

Over the season, total spectator numbers were up 4.2% to almost 323,000, in part reflecting the flexibility afforded by programming Saturday night matches, which were very popular with supporters. The Grand Final crowd of 30,493 was 21% higher than the previous year, while 1.4 million fans watched SANFL matches on ABC television, all of which augurs well for the year ahead.

I congratulate the Central District Football Club on winning the Stanley Lewis Trophy as the most successful club in all four levels of the SANFL competition and for its exceptional performance in gaining the 2007 Premiership. The club can also be proud of its accomplishment in setting a new SANFL record of eight consecutive grand finals.

North Adelaide's achievement in contesting its first grand final since 1989 and much improved performances from Sturt and Glenelg are also acknowledged.

The League continued to deliver extensive game development programs throughout the state in 2007. With the introduction of a Game Development Innovations Committee, a number of new initiatives were initiated focusing on indigenous participation in the APY Lands, girls football with the launch of 'Girl Power' and a multicultural community program.

Off the field, the League's financial affairs are sound, with the budget being achieved for the 23rd year in a row and the game development grants to SANFL clubs were again increased. The League revenues rose to \$43.9 million, producing an operating surplus of \$14.7 million, which represents a commendable return of 12% on net assets. This operating surplus includes the SA Government's capital grant of \$9 million.

Reflecting these achievements, the SANFL was again recognised in the South Australian in-business Top 100 Companies Index – at position 49.

The programmed development of AAMI Stadium continued throughout 2007, highlighted in the first instance by the launch of the second video superscreen by Premier Mike Rann at Showdown XXII. Near the end of 2007, the League unveiled design plans for new stadium lighting, which will lift lighting outputs on the playing surface to 21st century standards as well as reduce light spillage in adjacent neighbourhoods.

The League has concluded the purchase of the Max Basheer Reserve and this acquisition now provides freehold title for the complete stadium and environs.

Each of these projects has been strongly supported by the State Government, and I take this opportunity to once again record the SANFL's thanks for the government's continued involvement in our capital investment and football development programs.

Throughout 2007 the League continued to enjoy close relationships with our many corporate supporters. We value our relationship with the business community and look forward to a continuation of this mutually beneficial association.

In addition, I acknowledge the continued proficient management of the nine SANFL clubs and applaud the Adelaide and Port Adelaide football clubs for their professionalism and contributions to the national code. While both clubs participated in the 2007 AFL finals, neither would be satisfied with their respective performances and the SANFL wishes them well as they strive to achieve their goals for 2008.

As part of the continuing process of identifying and addressing the challenges the SANFL will face in years to come, a major market research project was undertaken during 2007. The findings of this research will be incorporated in our forward planning and given due consideration as we act on the recommendations of the Strategic Direction Review undertaken by the League in 2006.


In this context, a top-level committee was established during 2007 to assess the challenges faced by our Affiliated Leagues. We now await the report of this committee and look forward to its recommendations as we strive to assist the Affiliated Leagues meet the challenges they face. The need for sound administration of our Affiliated Leagues is paramount – especially in the country, where the extended drought period has had a debilitating impact on rural communities.

Efficient and effective public transport to serve AAMI Stadium is an ongoing challenge for the League. However it is important to acknowledge that the League has concluded the complex negotiations with all relevant parties to enable the provision of free bus services to the Stadium on AFL match days for the patrons.

On behalf of the South Australian Football Commission I extend our sincere appreciation to Marjorie Jackson-Nelson AC CVO MBE for serving as Patron of the League for the past seven years during her time as Governor of South Australia. I also congratulate His Excellency Rear Admiral Kevin Scarce AC CSC RANR on being appointed Governor of South Australia and thank His Excellency for agreeing to be our Patron during the term of his office. Having grown up in Elizabeth it comes as no surprise that His Excellency is a strong Central District Football Club supporter.

Late 2007 our Deputy Chairman, John Halbert MBE, advised that after 12 years of service, he would be retiring from the Commission. John has made an outstanding contribution to Australian Football for over 50 years as a player and administrator and has provided exceptional support to the SA Football Commission, executive and the game itself. It has been a great privilege to work with John and we wish him well in his future endeavours.

In closing, I thank my colleagues on the South Australian Football Commission and the League Directors for their dedicated efforts throughout 2007. I also acknowledge and applaud the unflinching commitment of the SANFL Executive Commissioner, Leigh Whicker and the League's Executive Management team. The effect of their continuing involvement and dedication to the future of football in this State and to the effective management of the SANFL cannot be overstated. With this in mind we look towards 2008 with confidence.



Rod Payze, President



THE SA FOOTBALL
COMMISSION:
(TOP ROW)
ROD PAYZE (CHAIRMAN),
JOHN HALBERT, MBE
(DEPUTY CHAIRMAN),
LEIGH WHICKER
(EXECUTIVE
COMMISSIONER),
DION MCCAFFRIE,
(BOTTOM ROW)
BRIAN CUNNINGHAM,
JAMIE COPPINS,
PHILIP GALLAGHER,
DAVID SHIPWAY



LAUNCHING THE SEASON:
EXECUTIVE COMMISSIONER LEIGH
WHICKER WELCOMES ALL TO THE
SANFL SEASON LAUNCH.

EXECUTIVE COMMISSIONER'S REPORT

At the end of each season, football administrators invariably look closely at how their clubs fared and whether they should be satisfied with that performance.

While one club will revel in a premiership, another may consider a major round or grand final appearance – however disappointing the result – as a stepping stone for years to come. For others, failure to play a key role in the finals may be seen as a failure by the club itself, so their assessments of whether the year was a success will always vary.

Once those issues are considered, administrators tend to examine issues such as financial viability, spectator attendances at matches, future development plans and so on, and while some of these things may be viewed in black and white, the shades of grey are equally important.

That is exactly how I see season 2007.

In black and white terms:

- SANFL 2007 attendances throughout the season were up 4.2 per cent on 2006;
- The 2007 major round attendance was the best since 2002;
- the 2007 Grand Final drew more than 30,000 fans for the first time since 2002;
- the SANFL achieved budget for the 23rd consecutive year;
- Club grants at \$4,532,632 – were up 3.2% on 2006;
- A second video superscreen was brought on line at AAMI Stadium;
- the SANFL's Game Development programs continued on track and within budgets;
- the SANFL played regional matches for premiership points in the Fleurieu and Riverland regions;
- both South Australian AFL teams participated in the AFL major round; and
- more than 1 million people attended events at AAMI Stadium.

So by any assessment, 2007 was a very good year in black and white terms.

Less obvious, but equally important are the shades of grey, where a similar story of progress and success can be told:

- Each of the nine SANFL clubs participated in the finals in at least one grade, while six clubs participated in grand finals;
- media coverage of the SANFL competition and club and League development programs was extensive and positive;
- the SANFL negotiated with the State Government to fund free bus services to AFL matches at AAMI Stadium, commencing in 2008;
- the Community Facility Fund established by the SANFL in 2006 to deliver improved spectator, player and medical facilities at suburban ovals was boosted by a contribution of \$150,000 from the League's 2007 surplus;
- a dedicated Game Development Department within the SANFL was established;
- the purchase of the Max Basheer Reserve from the State Government was completed;

- a comprehensive review of the Affiliated Leagues was undertaken to establish a best governance model;
- a three year football and multi-sport program for indigenous children in the APY Lands commenced;
- significant progress was made to update and upgrade stadium lighting;
- the SANFL initiated a review of the Salary Cap, Talented Player Pathway program and Under Age structure; and
- extensive market research was undertaken.

While some of these programs were achieved unnoticed by most football fans and their effect may not be seen immediately, there is no doubt that 2007 was yet another year of sound and steady progress for the SANFL.

The League congratulates the Central District Football Club on its achievements in winning the Stanley H Lewis Trophy as the best performed club across the four grades of the SANFL competition and taking out the Thomas Seymour Hill Trophy after dominating the 2007 SANFL Grand Final.

Congratulations to North Adelaide for participating in the 2007 Grand Final and also to James Allan on winning the 2007 Magarey Medal.

FINANCIAL PERFORMANCE

Total revenue of the SANFL was \$43.9 million, an increase of almost \$600,000 from 2006 or 1.4%; operating revenue rose 10.7% or \$2.7 million; and the operating surplus before non-operating items was \$436,000 or \$390,000 above budget – the 23rd year in a row that the SANFL has achieved budget.

The surplus was achieved after making grants to the nine SANFL clubs totaling \$4,532,632 (up 3.2%) and the \$150,000 contribution to the Community Facility Fund referred to earlier. This fund now stands at \$558,000.

As in 2006, two AFL finals matches at AAMI Stadium generated significant additional revenue for the League, supported by growing income from external catering events.

In addition, new funding of \$9 million was secured from the State Government and a new loan facility from the League's bankers to enable the continuation of significant capital works programs at AAMI Stadium.

Once again, the SANFL's sound economic management and solid financial performance saw the League placed 49th in the South Australia in-business "Top 100 SA Companies Index".

STADIUM MANAGEMENT

The year now under review was marked by a number of very important milestones for the SANFL, including the final steps in completing the purchase of Max Basheer Reserve from the State Government at a cost of \$1 million.

This 4.6 ha reserve is an integral part of training and recreational facilities at AAMI Stadium, as well as being invaluable in terms of car parking on event days. In this context, car parking at the stadium and in its immediate vicinity has now risen to 10,000 spaces following successful negotiations with the Grange Golf Club for the provision of 400 spaces on golf club land adjacent to the stadium.

EXECUTIVE COMMISSIONER'S REPORT

Notwithstanding this development, the SANFL recognises the desirability of improved access to AAMI Stadium and during 2007 arrangements were finalised with the State Government for a free bus service for AAMI Stadium patrons from 2008.

Further, the SANFL took the first steps in seeking financial assistance from the new Federal Government to undertake the planned stadium redevelopment program outlined last year. This follows the formation of good relationships with the current government during its time in opposition.

The SANFL's continuing discussions with the Commonwealth will be undertaken jointly with the Adelaide and Port Adelaide football clubs. This will follow on the \$18 million works carried out since 2006 and to be completed this year.

Works completed in 2007 included:

- the new video superscreen (\$1.7 million);
- a new public address system (\$1.5 million);
- additional public toilets, kiosks and bars (\$2 million); and
- visitors change rooms (\$1.4 million).

In addition, work commenced on a \$4 million project to provide new facilities for St John, plus additional bars, kiosks and storage areas. Work on the \$5 million project to upgrade AAMI Stadium lighting also commenced.

Many of these projects have been undertaken with State Government and Australian Football League support, for which the SANFL is extremely grateful.

KEY PARTNERSHIPS

The excellent relationships between the SANFL, government and the community continued throughout 2007.

Government

For many years the SANFL has enjoyed a mutually beneficial relationship with the South Australian Government. This partnership has been particularly strong with the current Government, which recognises and appreciates the significant role the SANFL plays in the community – from recreational, health and social initiatives to the more obvious delivery of player and spectator sporting programs and facilities.

In April the SANFL was privileged to have the Premier, the Honourable Mike Rann MP, launch the new AAMI

Stadium superscreen – a project that was undertaken with State Government assistance. In addition, the SANFL again places on record its appreciation of the State Government's role in the Stadium Lighting Replacement Program, which has been granted Major Project status to protect the interests of the community and the SANFL alike.

In June 2007, the SANFL secured State Government funding of \$9 million to further assist with capital development programs at AAMI Stadium, including a new 2000 seat supporter facility and other improvements for spectators.

Corporate and media relations

The SANFL highly values its relationships with the corporate and media sectors. Their contributions play a vital role in supporting the SANFL administer the game in South Australia.

Organisations such as SA Brewing and AAMI have long-standing associations with the SANFL, which offers them an outstanding opportunity to present their products and messages to the more than 1 million people who attend AAMI Stadium each year and to the millions more watching on free to air and cable television.

The SANFL is also indebted to the print and electronic sections of the media, who present our product to the community at a very high level. The SANFL seeks exposure for its product, while the media's readers, listeners and viewers crave information about our game, their clubs and their idols. We thank the media for presenting SANFL League football to fans state-wide and for its continuing interest and cooperation.

The AFL

The SANFL's partnership with the AFL remains a strong one that delivers benefits to both parties. The SANFL competition provides training and skill development for young footballers and a career path to the national competition, while the AFL manages that competition in the interests of all State Leagues.

Further, the AFL directs substantial funding back to the various states through avenues such as player transfer fees, game development grants and specific purpose grants. In recent years these grants have funded or part-funded a number of key projects for the SANFL such as market research as well as capital and football development programs.



THE EXECUTIVE MANAGEMENT TEAM:
LEIGH WHICKER, EXECUTIVE COMMISSIONER; JOHN LYONS, GENERAL MANAGER – COMMERCIAL OPERATIONS AND MAJOR PROJECTS; GLEN ROSSER, GENERAL MANAGER – STATE LEAGUE COMPETITION; PAUL ANDERSON, GENERAL MANAGER – MARKETING AND CORPORATE AFFAIRS AND JAMES FANTASIA, GENERAL MANAGER – GAME DEVELOPMENT

EXECUTIVE COMMISSIONER'S REPORT

In 2007 the AFL provided almost \$3.2 million in direct funding to the SANFL for these initiatives, including \$1.4 million for AAMI Stadium redevelopment. It further provided \$100,000 towards upgrading of SANFL suburban grounds during 2008.

The SANFL is enormously proud of the role it plays in the development of Australian football and extremely grateful for the support it receives from the Australian Football League Commission, Chief Executive Officer Andrew Demetriou and AFL executive.

SA's AFL clubs

The SANFL enjoys excellent working relationships with the Adelaide and Port Adelaide football clubs, which operate independently of the SANFL and each other.

Once again, both local clubs participated in the AFL finals series with the Power playing off in the 2008 Grand Final. As the holder of both respective AFL licences, the SANFL is particularly proud of both clubs, their players and administration and congratulates them on the professional manner in which they conducted themselves during 2007.

During the year the SANFL and the Power jointly launched the Girl Power program to link young women more closely to our game. At the same time, Adelaide reached further out into the community by introducing a Crows multicultural officer in partnership with the SANFL.

These initiatives reflect the desire of both clubs to meet the expectations of their supporters at the same time as encouraging the further development of the game.

FOOTBALL INDUSTRY LEADERSHIP

The SANFL is proud of the role it plays as Australia's premier State League and – as in previous years – worked closely during 2007 with its member clubs, affiliated leagues, the two local AFL clubs and the AFL to deliver quality football programs, competitions and facilities to the community.

With the assistance of the AFL, the SANFL established a dedicated Game Development Department with a full-time General Manager and support staff. This new department in partnership with the AFL will deliver the national game development programs in schools and elsewhere in the community.

Through this new department the League is restructuring the administration and management of football in our State, through measures such as:

- a State Director of Coaching
- establishing centres of excellence and high performance; and
- setting better industry standards.

During the year, the SANFL continued discussions with the AFL Northern Territory and the AFL with a view to having the Territory enter the SANFL competition as the 10th team.

Further – and with the support of Federal and State government agencies – the SANFL commenced a three-year football and multi-sport youth program in the Anangu Anangu Pitjantjatjara & Yankunytjatjara Lands in the north of the State. This program, which operates in the TAFE and school environment, encourages Aboriginal children to participate in school, team sport and personal development initiatives.

Elsewhere, the strong sense of connection and respect that exists between the SANFL and the South Australian community was maintained throughout 2007, with the SANFL again embarking on a number of community benefit programs including special recognition of the difficulties faced by the rural community during the current drought conditions.

ACKNOWLEDGEMENTS

In closing, I again thank Commission Chairman Rod Payze and his fellow Commissioners for their fantastic support and the confidence they place in the SANFL administration.

I would like to make special mention of retiring Deputy Chairman John Halbert MBE who not only has given 12 wonderful years service to the Commission but also to Australian Football for more than 50 years.

I also thank and acknowledge the outstanding work carried out by the SANFL League Directors, club chief executives, board members, players, staff and volunteers.

The relationship, understanding and support of both AFL clubs has never been stronger which augurs well for the football industry state-wide.

Thank you to Adelaide Football Club Chairman Bill Sanders, Chief Executive Officer Steven Trigg, Port Adelaide Football Club President Greg Boulton and Chief Executive Officer John James for your outstanding support and cooperation.

Again a special thanks to Australian Football League Chief Executive Officer Andrew Demetriou and his highly professional and dedicated team for their great assistance and support throughout the past year.

2007 has resulted in a solid outcome for the SANFL due in no small way to our executive management team and all their staff.

I personally extend my thanks to my executive:

General Manager Commercial Operations and Major Projects – John Lyons

General Manager State League Competition – Glen Rosser

General Manager Marketing & Corporate Affairs – Paul Anderson

General Manager Game Development – James Fantasia

And my dedicated Personal Assistant, Vasso Fessas

Finally, thank you to the South Australian football fans who continue to support and watch our great Australian Game.



Leigh Whicker, Executive Commissioner



PRO
Pr...

S

DE BORTOLI WINES

UNLEY
NISSAN

S

JAX

HOLDEN

S

JAX

ustral

THE FUTURE: YOUNGSTERS, THE
KEY TO OUR GAME'S GROWTH.
PHOTO RAY TITUS (THE ADVERTISER).



1st QUARTER GAME DEVELOPMENT

FIRST QUARTER GAME DEVELOPMENT

The SANFL's Game Development department is committed to delivering high quality programs across all areas of its operations. We have achieved many of the goals set, and we are very grateful for the support of our program partners, in particular the Australian Football League (AFL), both SA AFL Clubs Port Adelaide and Adelaide, the Commonwealth Government, the Office for Recreation and Sport, Video Ezy, Domino's Pizza and Sandy Nelson Sportswear.

The additional financial support provided by the AFL has allowed the creation of a number of new positions – General Manager of Game Development and the introduction of six additional development staff. Importantly, these positions have provided our nine SANFL Clubs with additional support in each of their respective promotional zones.

The SANFL continues to develop and support a practical and effective participation pathway for all players and officials, and aims for increased participation across all areas through its delivery of easily accessible, quality programs.

The introduction of the Game Development Innovations Committee has allowed for the implementation of a number of new initiatives. Focus has centred on the indigenous programs in the APY Lands, girls football with the introduction of 'Girl Power', a partner program with the Port Adelaide Football Club, and a multicultural program supported by the Adelaide Football Club.

The SANFL has introduced a Schools Charter that provides players, parents, schools and SANFL Clubs with a clear outline of the matches considered a priority each week. This document is designed to ensure that highly talented players are provided with

a coordinated approach that best optimises their development. We would like to acknowledge the work that Colin Steinert has provided in the formation of this important document and recognise the support received from the Game Development Council.

The League has developed a talent pathway that offers 'first choice' athletes from school and community club competitions throughout the state the opportunity to become SANFL / AFL footballers. Following an extensive review of our elite player program, a number of significant changes will occur in 2008, including changing the current role of Talent Manager to High Performance Manager. Additional educational support will also be provided to talented individuals and result in closer working relationships with our underage coaches at the nine SANFL Clubs.

The SANFL, with the support of the State Training Authority, was involved in a Trainers Education program that enabled courses for trainers to be conducted across the state in each SANFL Club's country and metropolitan promotional zones.

Our coach education programs expanded to include 756 attendees at Level 1 courses, 48 attendees at the Level 2 course and 3 coaches who attended the national Level 3 course by invitation. This course was conducted in Canberra.

The Junior District Leagues (JDLs) have continued to grow with participation increasing by 5% in 2007. More than 10,000 players are now registered in the JDLs and the SANFL has been pleased to provide some administrative support to assist in the registration process.

**APY LANDS:
YOUNG MIMILI FANS AT
THE APY LANDS FOOTBALL
FINAL AT FREGON.**

PHOTO MATT TURNER (THE ADVERTISER).



FIRST QUARTER GAME DEVELOPMENT

PARTICIPATION

The total number of participants in Australian football in South Australia in 2007 was 67,124. This number is comprised of those who were involved in Australian Football programs and competitions for a minimum of six weeks.

NAB AFL AUSKICK

More than 13,300 children participated in the NAB AFL Auskick program. They attended one of the 330 centres across the state conducted by thousands of volunteer parents and helpers.

Key features of the 2007 program included:

- NAB Auskick Pro was introduced to include children up to 12 years of age
- 3000 participants attended Auskick events held by the Adelaide and Port Adelaide Football Clubs
- More than 1500 children participated in Auskick Grid games during half time of AFL and SANFL matches
- 18 participants were chosen to represent SA Auskick centres in Grid Games at half time of the AFL Grand Final. Three were selected to present Premiership medals to Geelong players
- 500 participants took part in the Auskick Parade of Future Champions at the SANFL Grand Final.

AUSSIE FOOTY PROGRAM

The SANFL Aussie Footy program is focused on attracting as many primary schools students as possible to play the game. The program consists of:

Video Ezy / Domino's Pizza Primary School Football Competitions

Across the state, 460 teams (approximately 9200 students) participated in Friday afternoon and Saturday morning competitions. The Premiers Cup, bringing together the best metropolitan school teams in the SASFA Zones in a knockout competition, was won by the Black Forest Primary School team.

Video Ezy / Domino's Pizza Coaching Clinics, 'Crows in Schools' and 'Planet Teal' Clinics

More than 150,000 children were involved in the Video Ezy / Domino's Pizza Coaching Clinics in 2007. SANFL development staff and trainees worked in conjunction with 'Crows in Schools' and 'Planet Teal' staff to visit metropolitan and country schools to deliver the 25-week program. Both Adelaide and Port Adelaide players attended mass clinics in country regions during the AFL bye round in June.

Video Ezy / Domino's Pizza School Holiday Coaching Clinics

More than 2300 children participated in the April and July Video Ezy / Domino's Pizza School Holiday Coaching Clinics in 2007. All nine SANFL Clubs hosted clinics, with local SANFL and AFL players involved in the fun, quality coaching sessions.

'be active' Mini League

Approximately 3600 senior primary school children participated in the 'be active' Mini League games at half time of SANFL matches throughout the season. The new sponsorship from the Office for Recreation and Sport resulted in major changes to Mini League in 2007. All teams received new playing uniforms, all participants received a football, Kick and Catch joined the Mini League at half time, and 305 DVDs of Mini League games were purchased by participants.

AFL Little League and Grid Games

The AFL Little League Program provided 920 senior primary school footballers from across the state with the opportunity to represent an AFL team and play at half time during AFL matches at AAMI Stadium. The AFL Grid Games program allowed an additional 1320 junior primary students to participate in the half time Auskick games.

South Australian Primary Schools Amateur Sports Association

A total of 40 teams participated in the annual SAPSASA football carnival held at Victoria Park. Twenty-three boys were chosen to represent South Australia at the National Football Exchange held in Sydney while a further 69 boys and girls teams participated in SAPSASA knockout competitions in 2007.

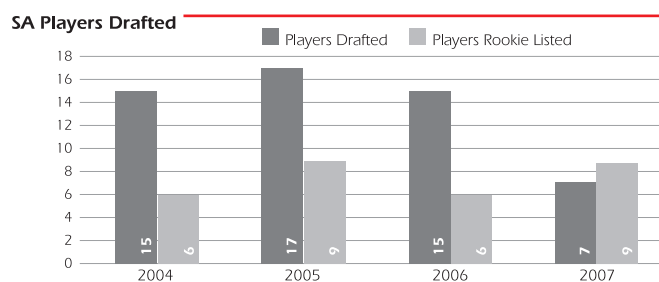
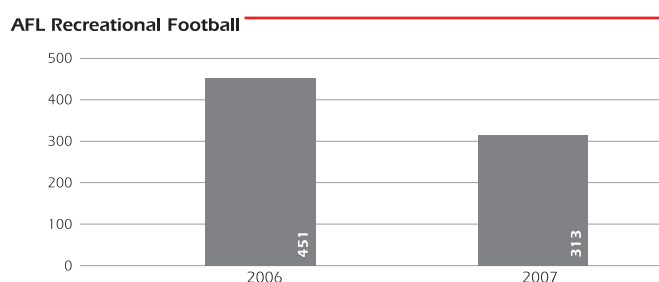
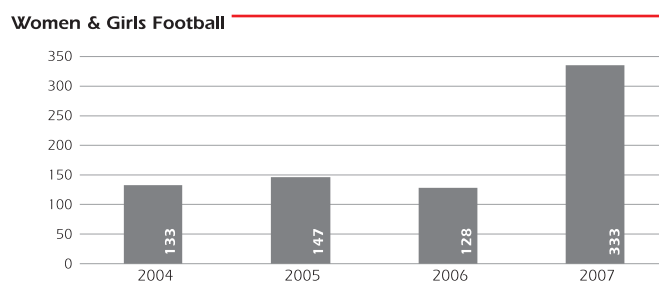
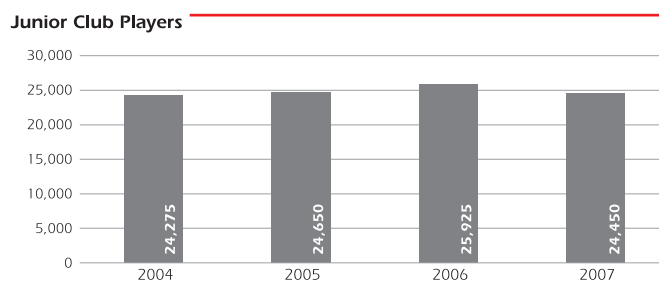
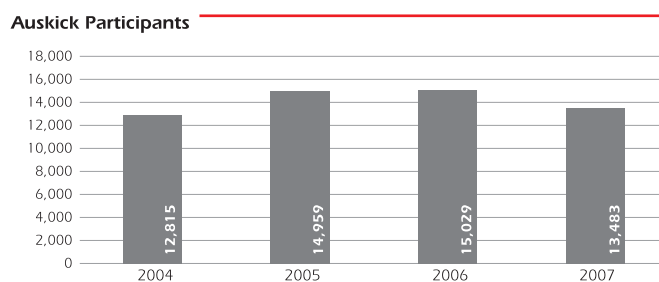
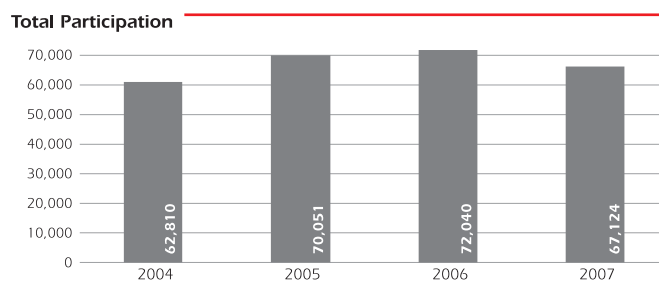
MULTICULTURAL DEVELOPMENT PROGRAM

The SANFL, together with the Adelaide Football Club, successfully piloted a multicultural development program during the second half of 2007. The program was implemented in eight multicultural primary schools across the state. The program teaches participants everything from handballing and kicking, to how to bounce the ball like an umpire. Total participation in the six-week program reached 806 students (33 classes).

GIRL POWER

2007 has been a defining year for girls football in SA. We have witnessed the emergence of 'all girls' Auskick centres, zone football carnivals, secondary weekly winter competitions and the prestigious state-wide knockout championships. More than 80 schools, totalling in excess of 100 girls' football teams, have been involved in football competitions and programs throughout the year.

With the evolution of girls' football in the state, the SANFL, in conjunction with the Port Adelaide Football Club, launched a new program in June, appropriately dubbed 'Girl Power'. This pilot program has been tailored exclusively for female students and includes support from Power players. More than 450 female school students participated in the program which incorporates three practical skill-based sessions with a strong focus on skill development and a fourth session 'The Power Within', an in-class session dealing with personal development focusing on self esteem. Students then put their skills to the test in competitive Twilight Cup matches held during term four.



FIRST QUARTER GAME DEVELOPMENT

YOUTH FOOTBALL PROGRAM

The SANFL Youth Football Program provides secondary school students with opportunities to play competitive football in either a modified format or in inter-school competitions. The Youth Football program consists of:

Video Ezy / Domino's Pizza Twilight Cup

Thirty-one boys teams participated in Year 8 and Year 9/10 teams in term one of 2007, at five different venues (Year 8s for the first time). Ten girls teams participated in the term four Twilight Cup held at the Adelaide High School grounds.

Video Ezy / Domino's Pizza Nine-A-Side Carnivals

Nine-A-Side carnivals continue to be popular with secondary school boys, girls in Years 8 and 9 and open senior girls. Thirty-three carnivals were held throughout the state, with 14 metropolitan and 19 country events occurring.

SANFL / SSSSA Knockout Competitions

The SANFL and Secondary School Sport SA continue to work together to offer secondary schools the opportunity to play in a state knockout competition. The popularity of this program continues, with 207 teams competing in six different categories in 2007. Regional games were played at venues across the state, with winners advancing to the state finals held at Coopers Stadium, Broad Spectrum Oval and AAMI Stadium.

SEPEP (Sport Education in Physical Education Program)

The SEPEP, promoted by SANFL Development staff, is a primary schools sports program which encourages students to not only play football, but take on leadership, administration and umpiring roles within a football competition.

Junior District Leagues (JDLs)

The JDLs are made up of the Metro West Junior FL, Metro South Junior FL, North East Metro Junior Football Association and the Central District Junior FL. All had very successful seasons in 2007 and over the past four years have boasted strong growth (5% in 2007 and over 20% since 2003) due to the pathway provided by the Auskick program. More than 10,000 players are now registered with a JDL. In addition, in excess of 180 coaches completed their Level 1 coaching accreditation in 2007.

INDIGENOUS AND APY LANDS PROGRAM

With the support of the State and Commonwealth Governments, the SANFL introduced two programs for indigenous children and indigenous sports people in the APY Lands in 2007. The programs included the multi-skills program tailored for children and the Sports League, focusing on senior players.

The Far North-West Sports League was extremely well accepted in the APY Lands and has included football and softball teams from eight different communities. On the final day of competition at Fregon, approximately 300 participants were involved in games.

AFL RECREATIONAL FOOTY

AFL Recreational Football, introduced in 2006, was developed to provide an opportunity for all Australian Football enthusiasts to enjoy participating in a modified game that has strong parallels with the traditional game. The 2007/2008 season has seen an expansion in the number of Recreational Footy competitions to involve 8 metropolitan and 2 country areas. Played in a friendly, social environment, the game enables people of all ages and ability levels to participate in male, female or mixed competitions.

GAME DEVELOPMENT PROGRAMS:
(CLOCKWISE FROM TOP LEFT) SA WOMENS FOOTBALL LEAGUE – EAGLES AND MORPHETTVILLE PARK PLAYERS WEAR YELLOW “FIND A CURE” ARM BANDS TO RAISE AWARENESS FOR CANCER; SECONDARY SCHOOLS GIRLS CARNIVAL; GIRLS TWILIGHT CUP CARNIVAL; JOSH WITTWER PARTICIPATED IN THE QANTAS INDIGENOUS AFL KICK START CAMP; YOUNG NORWOOD FANS HELP LAUNCH THE SANFL SEASON; ALL GIRLS NAB AFL AUSKICK AT GREENWITH PRIMARY SCHOOL; NAB AFL AUSKICK SESSION AT NARACOORTE; SA UNDER 18 SQUAD.



FIRST QUARTER GAME DEVELOPMENT

TALENT PROGRAM

The SANFL Talent Program continued to identify and develop talent in 2007 via a pathway that allows players to progress from primary school/junior club level all the way to the AFL. The program consists of:

AAMI Senior Primary Sports Camp

Sixty-four of the best senior primary footballers were involved in the Senior Primary Sports Camp. Each SANFL League Club nominated eight players from their country and metropolitan areas to be involved in the camp.

In addition to match play, the program included sessions focusing on sports nutrition, goal setting, fitness testing, injury prevention and team tactics.

Qantas Indigenous AFL Kickstart Camp

In late August the Qantas U15 Indigenous AFL Kickstart Camp, involving 50 talented indigenous boys from across Australia, was held in Melbourne. Eight South Australians were involved in the four day live-in camp that involved sessions with Michael Long, Dean Rioli and Olympic Gold medallist Cathy Freeman.

State Under-15 Championships

Squads of 25 players represented each SANFL League Club from both their metropolitan and country promotional zones in the Under-15 Intra State Championships. Minor round matches were played at SANFL League ovals before the metropolitan and country finals were played as curtain-raisers to AFL games at AAMI Stadium. The Port Adelaide Magpies and Glenelg Football Clubs participated in both grand finals, with the Magpies winning both; a three-point 'nail biter' for the metropolitan title and a decisive seven-goal victory in the country competition.

SANFL Under-16 Scholarship Squads

A squad of 36 players from each of the SANFL Clubs' country and metropolitan zones were invited to take part in the Scholarship Squad Program, allowing the most talented Under-16 players to gain specialised coaching. The Scholarship Squads provide a stepping stone for players to learn what is required at the next level, from Under-16 and Under-18 National Championships to either SANFL League or AFL level.

NAB AFL Under-16 Championships

The Championships were again held in Queensland in late July and early August and 25 players had the opportunity to represent the Coca-Cola SA team at the national carnival. Captain Alex Wilson (Sturt) was

awarded the Norm Grimm Medal for the best player over SA's three games and the Dr Henry Kneebone Achievement Award. Alex Carey (Glenelg) won the SSSSA Best Team Man Award.

SA had five players selected in the AIS/AFL Academy after strong performances in the Championships – Tyson Davis-Neale (South Adelaide), Lewis Johnston (North Adelaide), Matthew Thompson (Sturt) and Alex Carey (Glenelg), with Matthew Broadbent (Eagles) selected from the Under-18 Carnival.

Victoria Country 15.11 (101) d. **South Australia** 12.19 (91)
Victoria Metro 22.12 (144) d. **South Australia** 10.7 (67)
Western Australia 19.11 (125) d. **South Australia** 10.9 (69)
Captain: Alex Wilson (Sturt)

Under-17 AAMI Country Youth Championships

Squads of 25 players represented each SANFL League Club from their regional promotional zones in the Under-17 Country Championships. The nine teams competed in two divisions with the Port Adelaide Magpies Football Club winning Division 1 and Norwood Football Club Division 2.

Under-18 Academy

The Academy, which underpins the Under-18 state team, was devised and initiated by the SANFL and League Clubs in 2000. The Academy is both comprehensive and demanding but allows players to realise what will be required of them if they wish to play their best football on the national stage. Forty-two young footballers from across the state graduated from the Academy in 2007.

NAB AFL Under-18 Championships

The NAB AFL Under-18 Championships were played over three states. The opening round was played in SA and WA, before rounds two and three were played in Victoria.

Captain Bradley Ebert (Port Adelaide Magpies) was chosen in the All-Australian team at the conclusion of the Championships. Levi Greenwood (Port Adelaide Magpies) was named the winner of the John Halbert Medal for the best and fairest player in the SA team and the Players' Player of the Championships. Scott Blesing (West Adelaide) was selected by the officials as SA's Best Team Man.

South Australia 17.10 (112) d. **Victoria Country** 9.8 (62) –
 AAMI Stadium

Victoria Metro 7.7 (49) d. **South Australia** 3.5 (23) – MC Labour Oval
Western Australia 20.11 (131) d. **South Australia** 8.6 (54) –
 Casey Fields

Captain: Bradley Ebert (Port Adelaide Magpies)

Under-20 State Team

For the first time since its inception of the Under-18 v Under-20 game, the Under-18s upset their older counterparts in a high standard game played after the Adelaide v Geelong match at AAMI Stadium. The Under-20 Best Player Medal was awarded to Damian Cunningham (North Adelaide). The Under-18 Best Player Medal went to Jared Petrenko (Eagles).

Under-18 State Squad 16.10 (106) d. **Under-20 State Team** 7.15 (57)

Under-20 Captain: Brendan Littler (Norwood)

NAB AFL DRAFT

The following players were drafted to AFL Clubs in the 2007 NAB AFL Draft:

Player	SANFL Club	AFL Club	Selection
Bradley Ebert	Port Adelaide Magpies	West Coast	13
Levi Greenwood	Port Adelaide Magpies	Kangaroos	32
Matthew Westhoff	Central District	Port Adelaide	33
Tom McNamara	South Adelaide	Melbourne	66

Rookie List Upgrade

Luke McEntee	North Adelaide	Hawthorn
Greg Gallman	North Adelaide	Adelaide
Jace Bode	Sturt	Melbourne

The following players were rookie listed by AFL Clubs in 2007:

James Moss	Central District	Adelaide	9
Nathan Grima	Central District	Kangaroos	14
Nick Salter	Woodville West Torrens	Port Adelaide	15
Henry White	North Adelaide	Western Bulldogs	20
Jared Petrenko	Woodville West Torrens	Adelaide	25
Tim Walsh	Port Adelaide Magpies	Hawthorn	27
Alan Obst	Central District	Kangaroos	44
Brodie Martin	Sturt	Adelaide	52
Michael Wundke	North Adelaide	Kangaroos	56

COACHING DEVELOPMENT

The SANFL continued its strong commitment to coaching development and accreditation in 2007:

- Level 1: 756 coaches (conducted by SANFL and League Clubs)
- Level 2: 48 coaches (conducted by SANFL)
- Level 3: 3 coaches (conducted by AFL)
- Reaccreditation (after four years): 174 coaches
- Total course attendees and reaccreditations: 981 coaches.

Coaches Association

A total of 1534 coaches have been registered by the SANFL Development Coordinators in all Affiliated Leagues Clubs in both metropolitan and regional areas of SA.

SANFL Coach of the Year Awards

Nearly 400 people attended the 12th annual SANFL Coach Awards Dinner at AAMI Stadium. The inaugural, peer assessed, Good Guys Coach of the Year Award was presented to four-time Central District Premiership Coach, Roy Laird.

In addition, 23 coaches from the Affiliated Leagues, AFL Auskick, talent programs and junior development squads were recognised for their service to coaching. Two inaugural Women's Coach Awards were presented.

The following coaches were awarded SANFL Service Awards for their outstanding service to coaching:

- Reg Skinner (30+ years)
- Richard Newman (25 years)

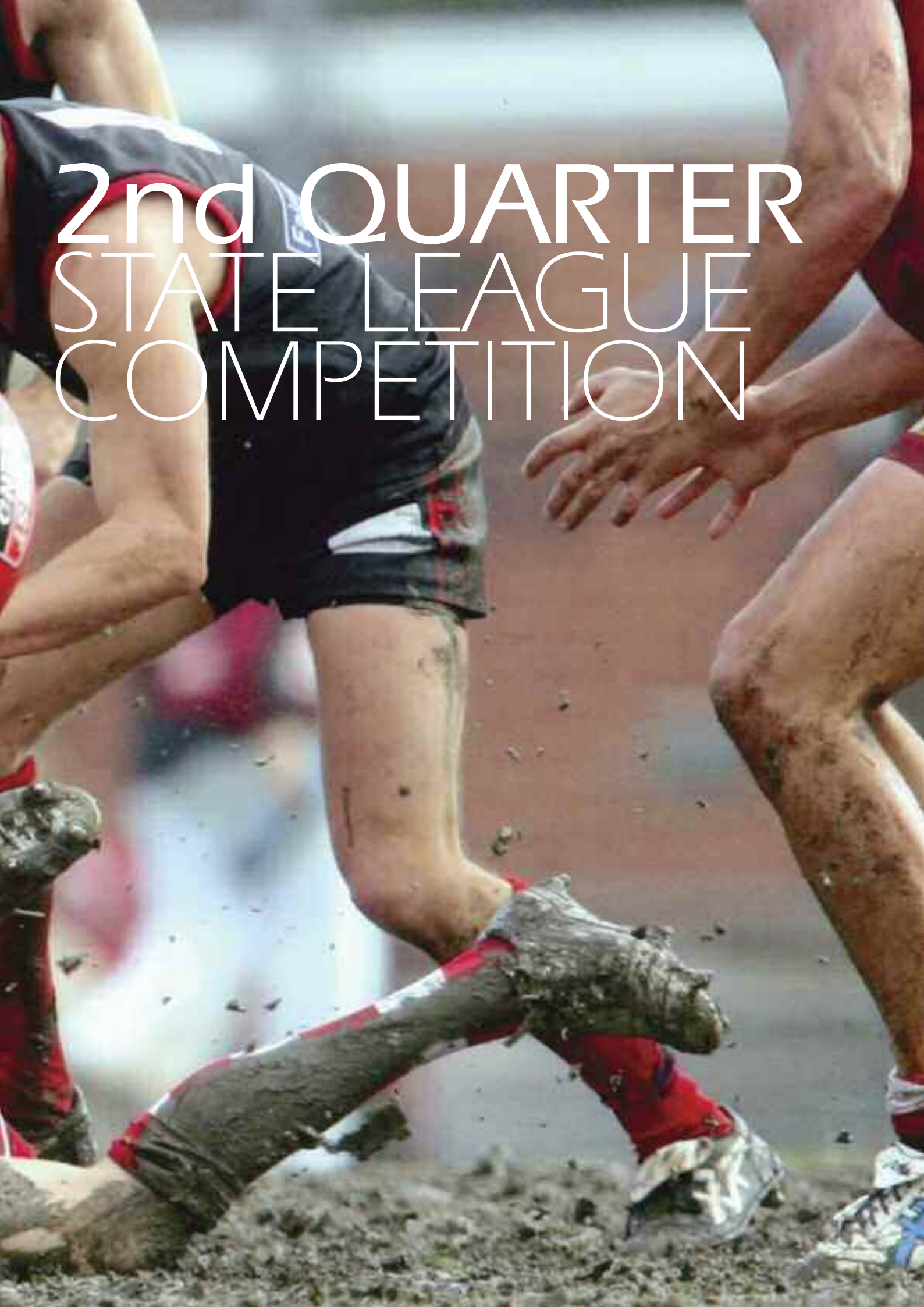
The South East Coaches Awards Dinner held at Naracoorte was attended by 61 coaches from four Leagues.

The SANFL Coaching department thanks the SANFL Coach Mentor Team, the AFL National Coaching Manager, the AFL Coach Ambassadors, the League Club Development Managers, League Club presenters and Development Coordinators, and the several thousand coaches all of whom have made an outstanding contribution to the game and the community throughout the 2007 season.

DOWN AND DIRTY:
NORTH'S TOBY
STRIBLING GETS A
HANDBALL AWAY
UNDER PRESSURE
FROM NORWOOD'S
JAMES GALLAGHER.

PHOTO STEPHEN LAFFER
(MESSENGER NEWSPAPERS).





2nd QUARTER STATE LEAGUE COMPETITION

SECOND QUARTER STATE LEAGUE COMPETITION

The State League competition enjoyed another very successful season in 2007. The competition continued to attract popular support, with a 4.2% increase in attendances when compared to 2006.

Matches were fiercely competitive with an emphasis on playing attacking football, introducing young players to the competition and appealing to patrons that feel close to the action.

Highlights and achievements of the 2007 State League competition included:

- A bumper opening round 1 crowd of 19,003 patrons
- 12 minor round matches attracted in excess of 4000 patrons
- A minor round match high attendance of 7227 (Norwood v Sturt on 22 June at Coopers Stadium)
- More than 64,500 people attended the finals series (an 18.4% increase on the 2006 finals series – highest attendance since 2002).
- A total of 30,493 patrons attended the Grand Final at AAMI Stadium
- A further 130,000 viewers tuned into ABC's telecast of the Grand Final
- James Allan became North Adelaide's 15th Magarey Medallist
- Brant Chambers (Sturt) became the first player in 11 seasons to reach the 100 goal milestone – he finished the minor round with 106 goals
- Port Adelaide Magpies' Steven Summerton was awarded the inaugural Coca-Cola Star Search Award
- Central District continued their dominance of the competition winning their sixth premiership in eight years
- Central District claimed the Stanley H Lewis trophy as the best performed club across the four grades
- Relatively low level of League tribunal reports, with only 20 guilty verdicts returned
- Sturt and Glenelg returned to the major round, displacing the Port Adelaide Magpies and South Adelaide (2006 finals series participants)
- A high standard of umpiring with interpretations generally well understood by players, officials and patrons
- All nine SANFL Clubs contested the finals series in at least one grade
- Four different SANFL Clubs won the four grade premierships, with six of nine Clubs competing in the four Grand Finals
- The SA Football Commission instigated a review of the Affiliated Leagues to recommend the best governance model – a report will be presented in early 2008
- A review of the best structure for underage teams in the SANFL competition was commenced with a view to complete the process by the middle of 2008.

After completing a successful season, plans and preparations are now well in place to deliver another memorable season for the SANFL in 2008.

AFL FACILITY DEVELOPMENT RESERVE

As part of the significant broadcasting rights negotiated by the AFL, a portion of funding was set aside to establish a national AFL Facility Development Reserve for the next five years. Funds from the reserve are available through a partnership funding arrangement to improve facilities at community football level.

The SANFL appointed a Community Facility Committee to assess applications and secure funding from the Reserve Fund – Committee members are listed on page 67.

To date the SANFL has been successful in securing grants from the reserve for the following projects:

- Encounter Bay Football Club – oval and change room refurbishment
- Hickinbotham Homes – lighting upgrade
- All nine SANFL ovals –visitors and umpires' change rooms renovations

With a number of additional projects in the planning stages, the League is hopeful of obtaining several grants from this reserve in 2008.

WEST END CLUB OF THE YEAR

The West End Club of the Year Award recognises the achievements and success of the most outstanding SANFL Club. All Clubs are judged on both their on and off field performances against a range of benchmarking standards such as consolidated club profits, club memberships, home match attendances and on field success.

The Central District Football Club was awarded the 2007 Award at the 2008 AGM with the Sturt Football Club finishing second. The Sturt Football Club was also acknowledged as the most improved club – an award introduced for the first time in 2007.

The SANFL thanks West End for their sponsorship of this Award.

YEAR	WEST END CLUB OF THE YEAR
2005	Central District Football Club North Adelaide Football Club
2006	North Adelaide Football Club
2007	Central District Football Club

SANFL 200 CLUB

The introduction of a newly formed sub-committee meant 2007 was an important year for the SANFL 200 Club. The goals of this committee are to maximise participation at 200 Club events and for the SANFL Clubs to greater utilise the wealth of talent that exists within the 200 Club.

The sub-committee includes John Graham (President), Peter Phillipou, Tony Symonds and Russell Ebert.

In 2007 the SANFL 200 Club Members were invited to the combined SANFL AGM and 200 Club Dinner and a number of members also attended the Adelaide v Hawthorn match with their partners.

Two players achieved 200 SANFL matches for their respective Clubs in 2007. Scott Bamford (North Adelaide) and Mark Clayton (Port Adelaide Magpies) will join the illustrious SANFL 200 Club when they are inducted at the SANFL AGM on 17 March.

The sub-committee would like to thank the League for their support of the 200 Club and looks forward to seeing many club members in 2008.

AFFILIATED LEAGUES

The SANFL Affiliated Leagues combine to represent more than 30 junior and senior football leagues across the state. In 2007, 261 clubs produced more than 1500 teams from Under-8 through to seniors, offering approximately 40,000 participants an opportunity to play the game in their local community.

Each year the SANFL presents recognition awards to outstanding servants of the game throughout the Affiliated Leagues. The 2007 recipients were:

SANFL Merit Award

- Jack Underwood – River Murray Football League
- John Herold – Kowree-Naracoorte-Tatiara Football League
- Jeff Burchell – SA Amateur Football League
- Rex Lambert – SA Amateur Football League
- Owen Lamshed – Hills Football League
- Dale McMullen – Spencer Gulf Football League
- Fred Bloch – SA Amateur Football League
- Hon. Justice Kevin Duggan AM – Affiliated Leagues Council.

AFL Merit Award

- Ken McLean – Spencer Gulf Football League.

SA Brewing Country Football Championships

The 2007 SA Brewing Country Championships were held in Port Pirie over the weekend July 14–15. Six teams representing all areas of the state competed in a round robin format with the Southern Districts Zone winning the event for the third time in the past four years. Damien Stevens, representing the Murray Mallee Barrier Zone, was judged the Player of the Championships and Tyrone Hill, representing Southern Districts, the Best Under-21 Player.

SA Country v Victoria Country Football League – Graincorp Challenge

SA Country competed in its first interstate match in five years on Saturday July 28. The match against the VCFL was played in Stawell. SA Country 15.10 (100) convincingly defeated VCFL 6.8 (44). The best South Australian player was Josh Vick from the Southern Football League.

SECOND QUARTER STATE LEAGUE COMPETITION

AFFILIATED LEAGUE	GRAND FINAL SCORE	MAIL MEDALLIST
AMATEUR LEAGUE	Div 1 : Goodwood Saints 19.6 (120) d. Gaza 11.7 (73) Div 2 : Port District 17.10 (112) d. Seaton Ramblers 12.12 (84) Div 3 : SMOSH West Lakes 17.13 (115) d. Athelstone 10.7 (67) Div 4 : Salisbury 21.8 (134) d. Para Hills 9.10 (64)	Div 1 : Ben Casey (Broadview) tied Ric Giles (ROCS) Div 2 : Michael Gower (Seaton Ramblers) tied Louis Martin (PNU) Div 3 : Kevin Hopper (Athelstone) tied Kieren Johnson (Flinders Park) Div 4 : Shane Goodwin (Para Hills)
ADELAIDE PLAINS	Mallala 13.13 (91) d. United 7.8 (50)	Josh Holliť (Mallala)
BAROSSA, LIGHT & GAWLER	Barossa Districts 11.15 (81) d. Freeling 10.9 (69)	Shaun Baker (Willaston)
BROKEN HILL	North 18.11 (119) d. South 9.13 (67)	Brett Johnson (North Broken Hill)
EASTERN EYRE	Cowell 16.12 (108) d. Kimba Districts 9.6 (60)	Leigh Fitzgerald (Kimba Districts)
FAR WEST	Western United 23.17 (115) d. Blues 13.9 (87)	Rohan Scott (Western United)
GREAT FLINDERS	Tumby Bay 24.12 (156) d. Ramblers 6.11 (47)	Chris Prime (Tumby Bay)
GREAT SOUTHERN	Willunga 13.16 (94) d. Langhorne Creek 9.14 (68)	Marcus Burdett (Mt Compass)
HILLS	Central Division Country Division	Mt Lofty 17.12 (114) d. Uraidla 13.13 (91) Torrens Valley 13.10 (88) d. Kangarilla 12.12 (84)
KANGAROO ISLAND	Dudley United 24.8 (152) d. Kingscote 9.5 (59)	Clay Wilson (Dudley United)
KOWREE/NARACOORTE/TATIARA	Keith 19.8 (122) d. Penola 10.10 (70)	Matt Gill (Naracoorte)
MALLEE	Border Downs Tintinara 16.17 (113) d. Murrayville 15.14 (104)	Shaun Walker (Lameroo) tied Josh Richardson (Border Downs Tintinara)
MID MURRAY	BSR 26.15 (171) d. Ramco 7.9 (51)	Jason Marr (Ramco)
MID SOUTH EASTERN	Glencoe 14.20 (104) d. Tantanoola 12.10 (82)	Brett Lindner (Nangwarry)
MID WEST	Central Eyre 14.12 (96) d. West Coast Hawks 12.8 (80)	Scott Feltus (Western Districts)
NORTH EASTERN	Blyth Snowtown 12.9 (81) d. Mintaro Manoorra 8.12 (60)	Ryan McDermid (Mintaro Manoorra)
NORTHERN AREAS	Orroroo 12.20 (92) d. Broughton Mundoora 12.10 (82)	Mark Horner (Broughton Mundoora) tied John Nicholas (Orroroo)
PORT LINCOLN	Marble Range 18.9 (117) d. Mallee Park 9.11 (65)	Wes Bilney (Mallee Park)
RIVERLAND INDEPENDENT	Cobdogla 18.16 (109) d. Lyrup 12.11 (83)	Mark McConnell (East Murray)
RIVERLAND	Waikerie 16.13 (109) d. Loxton 10.8 (68)	Mark Kruger (Berri)
RIVER MURRAY	Jervois 11.8 (74) d. Imperials 10.10 (70)	Ryan Morris (Ramblers)
SOUTH AUSTRALIAN WOMENS	Eagles 2.7 (19) d. Greenacres 2.4 (16)	Jessica Openshaw (Eagles)
SOUTHERN	Morphett Vale 11.9 (75) d. Brighton 3.6 (24)	Jared Pomeroy (Happy Valley)
SPENCER GULF (Pt Augusta / Pt Pirie)	Port 16.8 (104) d. West 11.15 (81)	Matt Keatley (Central Augusta)
WESTERN BORDER	Portland 24.12 (156) d. North Gambier 6.5 (41)	James Imbi (Portland)
WHYALLA	Central Whyalla 11.11 (77) d. Roopena 8.9 (57)	Greg Fiebig (Roopena)
WOOMERA & DISTRICTS	Andamooka 15.5 (95) d. Olympic Dam 10.9 (69)	Michael Uhlik (Andamooka)
YORKE PENINSULA	CY Cougars 18.12 (120) d. Paskeville 16.4 (100)	Ben Gunning (CY Cougars)



COMMUNITY FOOTBALL: AFFILIATED LEAGUES MEDIA AWARDS BEST PHOTO FINALISTS (PHOTOS ANGELA NELSON); APY LANDS UMPIRING VENTURE; GUEST GOAL UMPIRE THE ADVERTISER'S CHIEF FOOTBALL WRITER, MICHELANGELO RUCCI. PHOTOS MATT TURNER (THE ADVERTISER).

UMPIRING

The 2007 SANFL season was characterised by a fast, skilful and tough brand of football. Umpiring played an appropriate part in allowing the players to display all the skills of the game.

Development

A mid-season restructuring of the Umpiring Development department was undertaken to address the increasing demand for umpires throughout the state. Our continued involvement with the AFL 'Green Shirt' program introduced more than 200 new umpires to the game in 2007, while an ever improving environment assisted in a retention rate commensurate to the 2006 season. The APY Lands venture was a significant step forward in the League's broader cultural development of umpiring across South Australia which will continue to expand in 2008.

Highlights

National Under-18 Championships Field Umpires

- Corey Bowen and Simon Mackie.

National Under-16 Championships Field Umpire

- Russell Lindner.

2007 SANFL Grand Final Umpires

- Field: Richard Williams (10th), Sam Hay (2nd) and Craig Doddridge (2nd)
- Boundary: Ryan England (4th), Shane Thiele (2nd) and Chris Bull (1st)
- Goal: Matthew Cummins (1st) and Daniel Hoskin (1st).

2007 AFL Finals Series

- Boundary: Jonathan Creasey and Darren Wilson
- Goal: Ante Perkovic and Steven Axon.

Steven Axon officiated in the 2007 AFL Grand Final, becoming the first SA Goal Umpire to achieve this prestigious appointment. Darren Wilson continued his magnificent boundary umpiring career by officiating in his 10th consecutive AFL Grand Final.

SANFL Umpires contracted to the AFL in 2007:

Field	Michael Avon Gary Fila Stefan Grun Derek Woodcock
Boundary:	Tim Bryant Amin Chehade Jonathan Creasey Ryan England Mark Thomson Darren Wilson
Goal:	Steven Axon Peter Challen Leo Corrieri Ante Perkovic Darren Trengove

2007 SANFL Umpiring Awards

The following prestigious awards were presented at the 2007 Golden Whistle Awards Dinner:

- | | |
|------------------------------|------------------------|
| ▪ Golden Whistle (Field): | Richard Williams (6th) |
| ▪ Silver Whistle (Boundary): | Shane Thiele (1st) |
| ▪ Goal Umpire Award: | Matthew Cummins (1st) |

Most Improved Awards

- | | |
|-------------|-------------|
| ▪ Field: | Ben Duff |
| ▪ Boundary: | Sam Royans |
| ▪ Goal: | Eddy Howell |

Mark T Posa Award – for Most Outstanding Young Talent

- Matthew Williams (Goal Umpire)

Andrew Vickers Medallion – Coaches Award

- Colin Rowston (Field Umpire)

City of Charles Sturt Award – for Outstanding Service to Umpiring

- Ashley Dohse (SANFL Boundary Umpires Observer)

The League thanks SA TAB and SA Brewing for their ongoing support of the Umpires.

SANFL SEASON
LAUNCH - LEAGUE
COACHES TOOK ON
'TEAM MEDIA' IN AN
ENTERTAINING
9-A-SIDE MATCH.





3rd QUARTER MARKETING & CORPORATE AFFAIRS

THIRD QUARTER MARKETING & CORPORATE AFFAIRS

The integrity of the SANFL brand continued to strengthen throughout 2007, with highlights including a 4.2% growth in attendances, a television viewing audience of 1.415 million, outstanding print and electronic media coverage and increased marketing / sponsorship revenue.

At the conclusion of the 2006 season a Marketing and Match Program Sub-committee was formed, comprised of members of the SANFL Marketing Team, a number of the SANFL Club General Managers and the General Manager of the State League Competition. This sub-committee developed the themes and messages to be carried throughout the 2007 marketing and advertising campaign which was fronted by SA football icon Neil Kerley. Neil's great passion, intensity and on-screen presence was used to highlight the history and fierce, competitive nature of SANFL League football. It was a campaign designed to target true football lovers at all levels and the close-ups of Neil's eyes and hands tell a story of their own – a story of football combat and the determination to win.

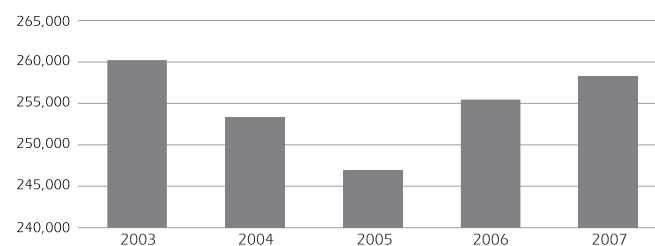
This television advertisement was complemented by a more youth focused corporate advertisement highlighting the fun of attending SANFL games, where passionate two-sided crowds barrack strongly for their teams. A fully integrated radio and press campaign capturing the themes and images used in the television commercials allowed us to maintain a strong profile throughout the year.

ATTENDANCES

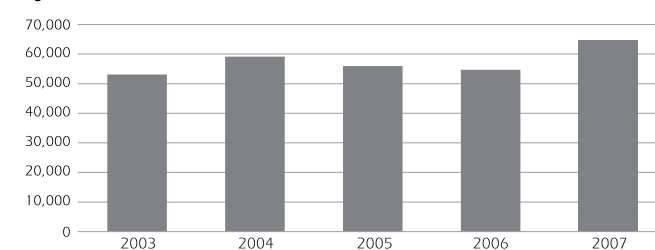
SANFL attendances increased by 4.2% in 2007 as 322,835 fans showed their support at League matches. The two-year compound growth of 6.5% in SANFL attendances is clearly indicative that the competition is enjoying renewed popularity and interest and it is a trend line we expect to continue.

The 2007 SANFL Grand Final drew a crowd of over 30,400 people to AAMI Stadium – a result far stronger than any of the other State Leagues and comparable with crowds for many AFL matches. The great show of spectator support given to the 2007 Finals series is once again indicative of the SANFL's position as Australia's strongest State League competition. Finals attendances increased by 18.6% on the 2006 series.

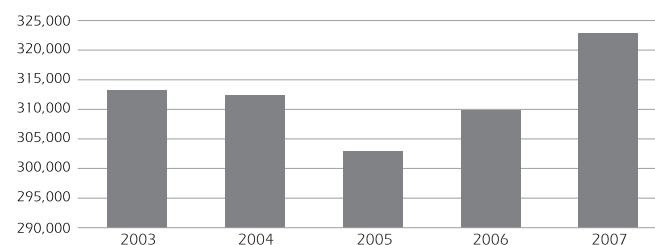
Minor Round Attendances



Major Round Attendances



Total Attendances



MEDIA COVERAGE

ABC TV's weekly television broadcast of the SANFL match of the round attracted a metropolitan and regional viewing audience of 1.415 million people during the 2007 season. This is a very pleasing result particularly given the number of direct broadcast clashes against AFL matches beamed into Adelaide homes and the strong numbers participating in their own sports on Saturday afternoons. Our current contract with ABC TV extends to the end of the 2008 season and we look forward to working with them to develop and implement new innovations to further improve the coverage and grow viewer numbers.

The League's two major radio broadcast partners, RPH Adelaide and Life FM, once again provided fantastic support to SANFL football. RPH Adelaide covered 46 minor round matches plus the SANFL Finals series in a level of coverage unprecedented for any single station in the SANFL's recent broadcast history. Life FM's weekly broadcast over the 23 minor rounds and the full Finals series was the other major partnership that enabled SANFL football to receive the broadcast coverage it deserves.



SANFL ADVERTISING CAMPAIGN: SA FOOTBALL ICON NEIL KERLEY FRONTED THE 2007 ADVERTISING CAMPAIGN. THE CLOSE-UPS OF NEIL'S EYES AND HANDS TELL A STORY OF THEIR OWN – A STORY OF FOOTBALL COMBAT AND THE DETERMINATION TO WIN.

The Finals series also saw FIVEaa and ABC Radio cover matches and increase our audience base.

The League would also like to recognise the contributions made by the FIVEaa Football Show, the RPH Football Show and the Channel 31 Football Show along with Channel Ten's Simply Footy for the profile they gave to our competition and sport. Their assistance in covering not only matches, but key issues affecting the League, was greatly appreciated.

The level of print media coverage received by the SANFL through The Advertiser, Sunday Mail and Messenger Press, along with Boylen Publishing's production of the weekly SA Football Budget, ensured that fans of SANFL football were able to keep up-to-date with the competition and get behind the scenes on a number of key issues affecting the Clubs and the League. The SANFL would like to see greater press coverage given to local football and we will continue to work with our print media partners to achieve this.

SANFL WEBSITE

We launched our own SANFL designed and managed website on August 27. For the first time, the League has full control over the design and functionality of the platforms and, as a result, the site now carries functions such as video streaming, live scoring, photo galleries, interactive discussion and polling options. This has been a key project for the League in 2007 and reflects a determined effort to ensure that SANFL fans have more information and features at their fingertips. The numbers visiting the site have grown remarkably since being launched and it has become – and will continue to become – a key marketing tool for the SANFL. More than 50,000 people per month currently visit the site and since the August launch, 46% of visitors have been new to the site. Based on this trend we expect traffic to continue to grow and interest in the SANFL to be taken to new levels.

FEATURE EVENTS

A number of fixtures were developed as showcase rounds or themes:

- SANFL Season Launch – 'League Footy'. The SANFL kicked off the 2007 season at the Adelaide University Oval with the SANFL Coaches taking on 'Team Media' in an entertaining and fun match where both teams tried to gain the upper hand on the footy field. School children from across Adelaide came decked out in their

favourite Club colours to cheer on the teams with the support of the SANFL Club mascots.


- Anzac Day at Thebarton Oval – The reigning Premiers, Woodville-West Torrens, hosted Central District at Thebarton Oval. Still seething from their 2006 Grand Final loss, Central District came out strong to record an 82 point win. Chris Gowans was awarded the Bob Quinn Medal for his best on ground performance in the clash.
- Rivalry Round – A promotion aimed at maximising interest in some of the League's traditional club rivalries during a weekend free of live AFL action. The Legends' Matches featuring past players and umpires added atmosphere to the nostalgic occasion in which fans reminisced about rivalries that have made the SANFL what it is today. The promotional round was a great success with an attendance of 16,889 – the second highest for a 2007 minor round.
- 'Charity Round' – An initiative of the SANFL, Charity Round was devoted to raising awareness and funds for the Make-A-Wish Foundation of Australia. Children from the Make-A-Wish Foundation had the thrill of representing their SANFL Club as the team mascot. More than \$3800 was raised for the Foundation through the promotion.
- SANFL 'be active' League Grand Final – Football fans came out in force to see Central District take on North Adelaide in the 2007 'be active' League Grand Final. After a 16-year wait, AAMI Stadium was flooded by a sea of red and white Rooster fans looking to claim bragging rights from the ever successful Bulldogs. Prior to the League match kick off, a motorcade of recently retired SANFL and AFL players, 2007 Hall of Fame inductees and 2007 Medallists paraded the ground. Former Australian Idol finalist Ricki-Lee Coulter inspired the crowd with a powerful rendition of the national anthem to signify the start of the Grand Final. While the main focus of the day was the Premiership quest, the importance of junior participation and involvement was highlighted by 500 Auskick kids participating in a march past as part of the half time entertainment. The 2007 Sunday Mail 'Mail Medallists' from the Affiliated Leagues were also honoured in motorcades.

THIRD QUARTER MARKETING & CORPORATE AFFAIRS

WEST END SANFL MEDIA AWARDS

In conjunction with West End, the SANFL hosted the annual 'West End SANFL Media Awards' at the Norwood Concert Hall. These awards are presented in recognition of the contributions made by our local media to the promotion and coverage of the SANFL competition. Awards were presented in the following categories:

- Best Print Feature Story – Michelangelo Rucci and Peter Cornwall (The Advertiser)
- Best Television Interview, Feature or News Report – Nicki Barnet (Network 10)
- Best Action Photograph – Matt Turner (The Advertiser)
- Best Commentary – David Wildy, Anthony Tucker & Chris McDermott (FIVEaa)
- Best Character Photograph – Ray Titus (The Advertiser)
- Best Radio Interview, Feature or News Report – Phil Herden and Jason Evans (Life FM)
- Best Print News Story – Michelangelo Rucci (The Advertiser)
- Significant Contribution Award – Doug Robertson (The Advertiser) in recognition of 15 years of outstanding print media contribution in support of the SANFL
- Gold Media Award – Michelangelo Rucci (The Advertiser) in recognition of 25 years of outstanding media coverage of the SANFL.



CORPORATE PARTNERS

The SANFL takes great pride in the strength of our association with our corporate partners.

SA Brewing (West End) has been the major corporate supporter of the SANFL for the past 54 years. SAB is involved in a great breadth of events and activities with the League, both as a sponsor and a supplier to the clubs and AAMI Stadium. SA Brewing's support of football is state wide, extending to the Amateur and Affiliated Leagues throughout metropolitan and regional areas. In a similar vein, Coca-Cola Amatil has provided invaluable and loyal support for the past 26 years.

AAMI's naming rights sponsorship of AAMI Stadium continues to provide crucial support to the SANFL in our endeavours to continually re-develop and upgrade the home of football in South Australia. Already spanning five years, the League's relationship with AAMI has been outstanding. The benefits provided to both parties have seen this partnership now extended to the end of 2010.

The Government of South Australia through its Office for Recreation and Sport supports a broad range of our junior development programs directly contributing to increased participation levels and healthy active lifestyles for children.

Our partnership with Mazda Australia has also contributed greatly to the delivery of junior development programs.

The Video Ezy and Domino's Pizza Junior Development programs have reached in excess of 624,000 children and their families over the past three years. This amazing achievement would not have been possible without the financial support of Video Ezy and Domino's Pizza.

SANFL Family Friendly Areas are a key draw card for attendances. These areas are made possible through the community minded funding of Savings & Loans Credit Union. We are delighted that Savings & Loans has agreed to extend its support for a further two-year period.

It is impossible to attend AAMI Stadium without noticing the strong support the League has received from SA Lotteries. This partnership extends back to 1989 and has covered sponsorship, arena advertising and sponsorship of the Magarey Medal over the years.

The SANFL is fortunate to have a large number of valued corporate partners and we thank all of these sincerely for their support.



COMMERCIAL PARTNERS OF THE SANFL

MAJOR PARTNER

- SA Brewing

STADIUM PARTNER

- AAMI

PREMIER PARTNERS

- Government of South Australia
- Coca-Cola Amatil
- Mazda
- Video Ezy
- Domino's Pizza
- Balfours
- SA Lotteries
- Savings & Loans Credit Union
- ABC

CORPORATE PARTNERS

- Hardy Wine Company
- Malaysia Airlines
- Holden
- Signs Inc
- The Good Guys
- TAB

SIGNAGE PARTNERS & KEY SUPPLY PARTNERS

- Allstate Pest Control (S)
- Boileau Business Solutions (KS)
- Boylen Publishing (KS)
- Burley Sekem (KS)
- Cadbury Schweppes (KS)
- Channel Nine (KS)
- C & M Brick Pty Ltd (S)
- Corvel Marketing & Management (S)
- Custom Sportswear (KS)
- ETSA Utilities (KS)
- Excel Rent A Car (S)
- FIVEaa (KS)
- Galipo Foods (S)
- Grand Final Sportswear (KS)
- Graphpak (KS)
- IDM Sports (KS)

- ISS Facility Services Australia (S)
- Jax Sport (KS)
- KWP (S)
- Life FM (KS)
- Messenger Community Newspapers (S)
- Mitani Products (S)
- MTS Accountants (S)
- National Foods (KS)
- Palletco (S)
- Parkinson Blunden (KS)
- PKF Chartered Accountants & Business Advisers (S)
- Powerstate Credit Union (S)
- Professionals Real Estate (S)
- Pro Paint n' Panel (S)
- RPH Adelaide (KS)
- Sandy Nelson Teamwear (KS)
- Sarah Constructions (S)
- SA Unions (S)
- Seeley International (S)
- Streets Ice Cream (KS)
- Subterfuge Media (S)
- Tip Top (S)
- Top Cut Australia (S)
- Wanless Wastecorp (S)
- WOW - Infinity Waters (S)
- Yakka (S)

(S) Signage (KS) Key Supply

LOOKING AHEAD

The SANFL competition has enjoyed three strong years of compound growth in attendances and interest. The integrity of the SANFL brand, and the understanding of the SANFL strengths and values, continues to grow and this will be further tested with market research in 2008. The challenge ahead is to build on the current growth and to maximise the profile of the brand and competition. Our coaches and players are key features in the marketing of the competition and it is our intention in 2008 to recognise this in a refreshed advertising campaign with a link to the successful Neil Kerley messages of 2007.

The League is in a healthy state and we are very pleased with the marketing results of 2007. At the same time we have no intention of resting on our laurels.





AAMI

4th QUARTER COMMERCIAL OPERATIONS

STADIUM



The SANFL's Commercial Operations department continued strong growth in all facets of its operations in 2007.

The overall performance was enhanced by the hosting of two Port Adelaide home finals, the McGuinness McDermott Slowdown and two international concert events which attracted 120,000 patrons.

The Encore Catering department returned a record profit of \$3.3 million which was an outstanding result given the reduced attendances at AAMI Stadium AFL matches during the 2007 season. In addition, the Encore Group brand was introduced with immediate outstanding results. As part of this growth the Group provided catering at the 2007 Edinburgh Air Show and while weather conditions were not conducive to the success of the event, the results achieved by the Group in all areas were outstanding.

The ongoing upgrade of AAMI Stadium continued with major projects being completed including the installation of a new public address system, the commissioning of the Southern Video Screen, major upgrades to kiosks and bars, construction of new bathroom facilities and the refurbishment of the visitors and umpires change rooms. The capital cost for these projects was \$6.6 million.

The AAMI Stadium capital upgrade will continue during 2008 and projects will include additional kiosk and bar facilities and the construction of patron medical facilities.

These upgrades will not only provide enhanced facilities for AAMI Stadium patrons but will ensure additional revenue growth over the ensuing years.

STADIUM DEPARTMENT

STADIUM

Patrons experienced double vision from April 14 this year with the welcome addition of a second video screen. Located at the southern end of the Stadium, this new screen has allowed all patrons the opportunity to view replays capturing the great highlights and those 'controversial' umpiring decisions. The new screen was officially 'turned on' by Premier Mike Rann before the Port Adelaide v Adelaide Showdown event.

Included in the Stadium upgrade was the installation of a new public address system. Installed over the off season, this new distributed sound system better serves our football supporters. Not without some early teething problems, it became a balancing act, ensuring the volume levels were maintained at an acceptable level to all. From an emergency perspective, this system was a welcome addition to the Stadium as now all patrons are able to clearly hear any emergency messages that may be required.

The AFL visiting teams were pleasantly surprised upon their return to AAMI Stadium in 2007. A complete refurbishment of the change rooms and umpires rooms was completed for the commencement of the season. An additional warm up area, new medical treatment area, ice baths for recovery, a specific viewing area for those fortunate to see the teams go through their final paces before they enter the arena and a new drug testing facility were just some of the improvements for our venue. The positive feedback received from both the AFL and all visiting teams was overwhelming. The success of this project was attributed to the tireless work of the project management team.



AFL

We were extremely fortunate to again host AFL Finals at our venue with the two SA AFL Clubs doing our state proud by yet again participating in the AFL Finals series.

Port Adelaide hosted West Coast in the Qualifying Final, followed by the Kangaroos in the Preliminary Final. Success in both matches paved their way to the MCG on the last Saturday in September. The Grand Final was a great learning experience for the young and up and coming Power team.

SANFL 'be active' GRAND FINAL

The Bulldogs bite was back again in 2007 with the Central District Football Club claiming their sixth premiership in eight years. It was particularly pleasing to see the number of supporters who ventured to AAMI Stadium for this all day event. The day kicked-off at 9.05am with the Under-19 Grand Final, followed by the Reserves and then the League Grand Final at 3.10pm. More than 30,000 passionate fans were on hand to cheer on their team and voice their support for their heroes.

SLOWDOWN

On the October 1 Labour Day holiday, the West End Slowdown VIII moved to the home of football in SA, AAMI Stadium. As the biggest charity football match in Australia, the event was moved to AAMI Stadium by the McGuinness McDermott Foundation to enable it to continue to grow beyond the 30,000 capacity of the Adelaide Oval.

Some of SA's past champions took to the playing arena to again showcase their skills, albeit a touch slower than in their prime.

The day was a huge success for the McGuinness McDermott Foundation with a huge number of volunteers once again devoting their time to this important charity. The League was delighted that our own match, gate and car park staff all volunteered their time to ensure the day was a success.

It was a pleasure to work with the Foundation team, with the valuable funds raised directed to the Women's and Children's Hospital. We look forward to the opportunity of hosting future Slowdown matches at AAMI Stadium.

MEMBERSHIP

Stadium Membership numbers remained stable with the Junior Membership figures again realising growth, a trend we expect to continue as we promote to our younger generation of supporters. For the first time this year, an SANFL AAMI Stadium Membership also provided Members with reciprocal rights at the MCG. This new initiative was well received by many supporters who regularly travel to Melbourne to support their team. Another new benefit was the inclusion of a 'My Rewards' Members Handbook which contained valuable stadium information and some lifestyle / entertainment savings from businesses throughout Australia.

FOURTH QUARTER COMMERCIAL OPERATIONS

ENCORE GROUP CATERING

The 2007 year has realised significant growth in revenue on the previous year with the addition of two concerts and two Port Adelaide home finals that were unbudgeted. Revenue this year increased on that of 2006 by \$1.68 million or 17.1%. This significant growth has been achieved in all areas through the provision of newly created food and beverage offers and some timely infrastructure investment in our retail areas.

The net result of more than \$3.3 million exceeded budget by \$296,234 or 9.8%, a great result and testament to the persistence and commitment shown by all in the Encore Group over the past 12 months, particularly in an environment of ongoing change.

RETAIL CATERING

The retail business has had an outstanding year, with significant growth in turnover compared with last year. The U2 and Robbie Williams concerts made a significant contribution to the growth in revenue versus 2006. The 2007 AAMI Stadium AFL attendance fell short of last year, however revenue increased by \$463,777. The average spend during the 2007 season was \$5.30 per person, compared with \$4.65 in 2006, an increase of 13.9%.

Contributing factors to the growth in retail revenue included:

- Introduction of four new self-serve food outlets
- Introduction of a ready-to-drink range of beverages
- Increased focus on vending operations
- Opportunistic retailing during blockbuster games to capitalise on revenue returns
- Aggressive pricing structures
- Introduction of Coffex coffee outlets

Additional outlets and bars are planned for development prior to the 2008 season. These improvements should once again realise strong growth in retail sales as it will ensure we now have enough outlets strategically placed around the venue to facilitate all crowd sizes. This will lead to an increase in consumer confidence and the continued growth of our retail catering business.

CORPORATE CATERING

Corporate Catering Event Day

The Corporate Facility attendance figure fell short of last year by 477 or 0.8%, however, revenue increased on 2006 by \$310,975. This growth is largely due to our newly designed menus with a focus on premium products attracting a higher sale price. The updated wine lists were developed based on historical data showing growth in demand for more premium and higher priced wines. Average spends increased from \$43.71 per person in 2006 to \$49.77 in 2007, a growth of 13.8%.

Corporate Function revenue increased on 2006 by \$322,024 or 25.6% with a higher corporate attendance of 854 more patrons than last year. The growth in popularity of Port Adelaide's Suite One saw growth of 321 covers in this room during the season, while all other function rooms have realised minor growth.

Once again, through our invigorated kitchen product, we were able to market our dishes at a higher price point increasing the value to our customers.

Corporate Catering – Non-Event Day

The Encore Group brand was introduced to the corporate market on February 5 with the aim of providing the catalyst for an invigorated and innovative catering overhaul of AAMI Stadium catering and the wider Adelaide corporate market.

Encore Group has significantly improved the catering offer within the Stadium, with the new pricing structure in line with the changing offer expected to generate growth for the future.

Encore Group has been successful during the trading year in commencing outdoor catering opportunities associated with our branding of 'Encore Events'.

Encore Events has now completed several events outside the stadium including:

- Edinburgh Air Show
- Stellar Homes cocktail party at Mawson Lakes
- Australia Day breakfast at the Norwood Concert Hall
- Max Basheer birthday party at his residence



CORPORATE CATERING: THE ENCORE GROUP CATERING BRAND WAS INTRODUCED TO THE CORPORATE MARKET WITH GREAT SUCCESS – RONALD MCDONALD MELBOURNE CUP LUNCHEON ON THE HALLOWED TURF OF AAMI STADIUM; FUNCTIONS HELD IN THE MAGAREY ROOM, AAMI STADIUM FUNCTION COMPLEX.

Outdoor catering has generated an additional \$98,221 this financial year with greater growth budgeted for the coming financial year.

Encore Group is currently tendering for further outdoor catering opportunities and believes that there is real revenue potential in this outdoor market. The Group has recently been successful in tendering for the Oakbank Races corporate catering services.

CATERING DIRECTION 2008

The Stadium will continue its development of catering facilities with an additional five kiosks and two bars due for completion prior to the 2008 season.

Encore Group will introduce a retail catering brand into the Stadium supported by new packaging and imagery around the arena which will clearly identify specialty products and product locations to our customers.

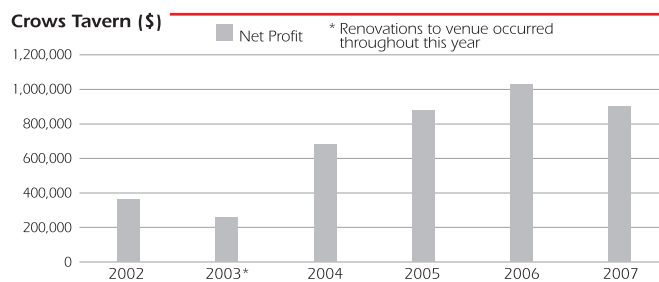
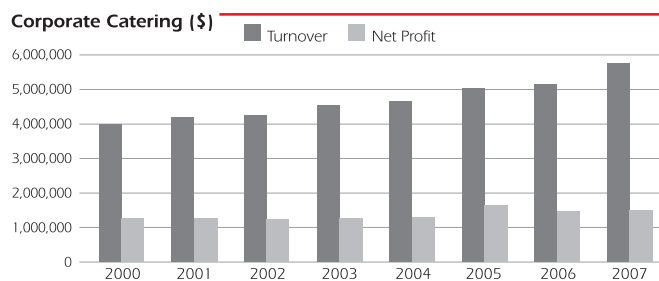
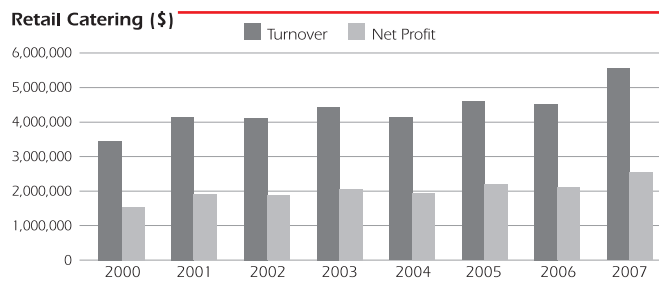
A continued aggressive marketing strategy will be executed to ensure that we continue to grow our function business within the Stadium while securing additional outdoor business by targeting major events such as the XXXX Gold Beach Cricket, Proclamation Day Luncheon and Oakbank Races.

CROWS TAVERN

2007 was a year of consolidation following significant increases in financial performance as a result of the completion of renovations four years ago, allowing the facility to almost triple original net profits. Gaming returns were similar to that of the previous year and there were some additional expenses across the venue. The operation returned a profit of approximately \$900,000 before interest and depreciation. The capital budget was under spent by \$20,000.

The highlights of the year were the U2 and Robbie Williams concerts where bar and food turnovers reached record highs. Our function activities continued to grow with kids parties become increasingly popular, particularly given the appearance of the Camry Crow. Unfortunately activity around the AFL Finals was not as strong as the previous year.

With the implementation of non-smoking venues on November 1 the venue has recently completed construction of a smoking area off the gaming facility. This is intended to be used as a break-out area for gaming players only and is not intended to be a substantial outdoor area for general patronage. The area will be monitored with plans for a more substantial smoking area off the main bar also on the agenda. Although this regulation will reflect in a healthier environment for all patrons, it is envisaged that there will be a drop in turnover of approximately 15%, based on interstate experiences.



FINANCIAL REPORT

The financial result for the 2007 season was a profit of \$14.68 million. This follows a record profit of \$16.84 million in 2006. A significant contributing factor in achieving these results was the receipt of State Government Grant monies worth \$9 million in 2007 and \$12.1 million in 2006. These grants will provide a strong foundation for the future upgrade of AAMI Stadium. In addition, the AFL also contributed \$1.4 million towards the renovation of the visitor's change rooms. These facilities are now amongst the best in the country.

Notwithstanding these grants, and the impact on the League's bottom line, income from the U2 and Robbie Williams concerts, and catering income from the AFL finals series guaranteed the League achieved its budgeted operating surplus in 2007. Catering income continues to be a critical component of our business, with the catering department (including Crows Tavern income) contributing almost 50% of the League's operating turnover.

A significant change in the accounts for 2007 is the recognition of our Land and Buildings at "fair value" rather than at cost. This change in accounting policy gives a more realistic picture of the League's asset position, as opposed to historical cost, where some asset additions date back to the construction of the stadium in the early 1970s. This has resulted in an uplift of \$68.7 million in the value of the League's assets, and an increase of \$78.9 million in the value of the group's assets. An Asset Revaluation Reserve has been created to complete the disclosure for this change.

The League makes a number of grants each year to its member clubs. Club Football Development Grants paid to all clubs increased from \$412,000 per club in 2006 to \$427,000 per club in 2007. This equates to a 3.6% increase, and an overall total of \$3.843 million over the 9 clubs. In addition to these, other grants, including prize money, Administration Grants and sponsors monies paid via the League totalled a further \$909,132 overall.

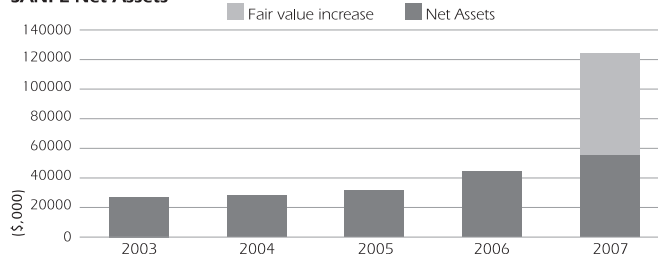
Following the revaluation of the League's assets discussed above, the net asset position of the League is extremely healthy at \$123.9 million for the League, and \$154.9 million for the group. The League's cash position is also healthy, with cash reserves of \$16.5 million at year end, although a significant portion of this cash (\$13.6 million) is dedicated to future capital expenditure. The group's cash reserves at 31st October are \$23.5 million.

In summary, the League is in a strong financial position.

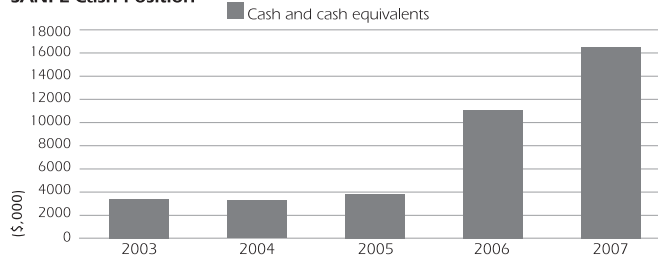
SANFL Profit



SANFL Net Assets



SANFL Cash Position



These graphs show the improvement in the League's financial position over a five year period.

SOUTH AUSTRALIAN NATIONAL FOOTBALL LEAGUE INCORPORATED AND ITS CONTROLLED ENTITIES
FINANCIAL REPORT

REVENUE & GRANT SUMMARY

FOR THE YEAR ENDED 31 OCTOBER 2007

	2007 \$	2006 \$
The South Australian National Football League Incorporated		
Sale of goods revenue	12,886,335	11,195,332
Rendering of services revenue	16,632,947	16,198,353
SA Government grandstand grant	-	6,624,000
SA Government Grant	9,000,000	-
Government Grant – APY Lands	376,000	-
AFL change room renovation grant	1,400,000	-
SA Government video screen & security grant	-	5,500,000
AFL grandstand grant	100,000	100,000
Other revenue	2,954,399	3,396,044
Total revenue	\$43,349,681	\$43,013,729
Profit before Club Football Development Grant	\$14,684,152	\$16,839,888
Club Football Development Grants	\$3,843,000	\$3,708,000

The financial information on the following pages has been extracted from the Statutory Financial Reports of the South Australian National Football League and its controlled entities.

The Statutory Financial reports were audited by KPMG Chartered Accountants who issued an unqualified Audit Report in relation to the accounts.

INCOME STATEMENTS

FOR THE YEAR ENDED 31 OCTOBER 2007

	GROUP		SANFL INC	
	2007 \$	2006 \$	2007 \$	2006 \$
Revenue	94,823,726	85,484,135	43,349,681	43,013,729
Other income	350,000	-	-	7,373
Expenses from football operations and administration	(54,590,428)	(45,961,266)	(16,588,028)	(14,708,173)
Catering and licensed club expenses	(11,518,411)	(10,789,197)	(7,690,079)	(6,948,442)
Cost of sales	(11,467,399)	(9,251,898)	(3,909,514)	(3,395,787)
Results from operating activities	17,597,488	19,467,627	15,162,060	17,968,700
Financial income	1,171,917	797,081	548,743	286,036
Financial expenses	(1,267,882)	(1,664,054)	(1,026,651)	(1,414,848)
Net financing costs	(95,965)	(866,973)	(477,908)	(1,128,812)
Profit for the period	17,501,523	18,600,654	14,684,152	16,839,888
Attributable to:				
Members	17,179,018	18,574,471	14,684,152	16,839,888
Minority interest	322,505	26,183	-	-
Profit for the period	17,501,523	18,600,654	14,684,152	16,839,888

Principles of consolidation

The consolidated financial report of the consolidated entity comprises the financial reports of the SANFL and its subsidiaries. Subsidiaries are entities controlled by the SANFL. Control exists when the SANFL has the power, directly or indirectly, to govern the financial and operating policies of an entity so as to obtain benefits from its activities. In assessing control, potential voting rights that presently are exercisable or convertible are taken into account. The financial statements of subsidiaries are included in the consolidated financial statements from the date that control commences until the date that control ceases.

The financial reports of the subsidiaries are prepared for the same reporting period as the SANFL. The effects of all transactions between entities within the consolidated entity have been eliminated.

Minority interests in the equity and results of the entities that are controlled by the SANFL are shown as a separate item in the consolidated financial statements.

FINANCIAL REPORT

BALANCE SHEETS

AS AT 31 OCTOBER 2007

	NOTE	GROUP		SANFL INC	
		2007 \$	2006 \$	2007 \$	2006 \$
CURRENT ASSETS					
Cash and cash equivalents	2	23,904,067	17,427,346	16,541,616	11,080,243
Receivables	3	3,941,365	2,450,245	3,048,148	1,737,507
Other financial assets		1,350,000	-	-	-
Inventories	4	1,151,917	692,449	301,610	389,055
Other	5	647,149	929,405	202,060	183,474
Total Current Assets		30,994,498	21,499,445	20,093,434	13,390,279
NON-CURRENT ASSETS					
Property, plant and equipment	6	148,769,415	61,817,804	121,035,249	46,772,373
Intangible assets	7	6,081,557	6,081,557	6,081,557	6,081,557
Total Non-Current Assets		154,850,972	67,899,361	127,116,806	52,853,930
TOTAL ASSETS		185,845,470	89,398,806	147,210,240	66,244,209
CURRENT LIABILITIES					
Payables	8	4,859,567	5,673,249	1,985,251	2,737,239
Interest-bearing liabilities	9	3,457,129	5,842,010	1,235,078	3,190,456
Provisions		1,691,774	1,682,584	887,913	731,160
Deferred income	10	3,508,867	3,376,113	3,316,591	2,944,230
Total Current Liabilities		13,517,337	16,573,956	7,424,833	9,603,085
NON-CURRENT LIABILITIES					
Interest-bearing liabilities	9	17,274,288	12,882,245	15,748,252	12,168,506
Provisions	94,457	84,427	41,428	50,941	
Total Non-Current Liabilities		17,368,745	12,966,672	15,789,680	12,219,447
TOTAL LIABILITIES		30,886,082	29,540,628	23,214,513	21,822,532
NET ASSETS		154,959,388	59,858,178	123,995,727	44,421,677
EQUITY					
Retained earnings	11(a)	68,562,724	55,183,006	54,602,829	43,761,677
Reserves	11(b)	81,216,576	2,303,443	69,392,898	660,000
Equity attributable to members of the SANFL Inc		149,779,300	57,486,449	123,995,727	44,421,677
Minority interest in controlled entities		5,180,088	2,371,729	-	-
TOTAL EQUITY		154,959,388	59,858,178	123,995,727	44,421,677

FINANCIAL REPORT

STATEMENTS OF CASH FLOWS

FOR THE YEAR ENDED 31 OCTOBER 2007

	GROUP		SANFL INC	
	2007 \$	2006 \$	2007 \$	2006 \$
Cash flows from operating activities				
Cash receipts in the course of operations	84,154,914	86,457,715	31,535,400	27,672,246
Cash payments in the course of operations	(77,306,890)	(75,197,342)	(27,348,177)	(20,287,928)
Interest received	1,171,917	797,081	548,743	286,036
Borrowing costs paid	(1,267,882)	(1,664,054)	(1,026,651)	(1,414,848)
Net cash from operating activities	6,752,059	10,393,400	3,709,315	6,255,506
Cash flows from investing activities				
Proceeds on disposal of property, plant and equipment	12,480	23,420	-	22,500
Payments for property, plant and equipment	(9,306,129)	(4,616,813)	(6,905,310)	(3,401,222)
Net cash (used in) investing activities	(9,293,649)	(4,593,393)	(6,905,310)	(3,378,722)
Cash flows from financing activities				
SA Government grant	9,000,000	-	9,000,000	-
AFL change room renovation grant	1,400,000	-	1,400,000	-
SA Government grandstand grant	-	6,624,000	-	6,624,000
SA Government video screen and security grant	-	5,500,000	-	5,500,000
Government grant – APY Lands	376,000	-	376,000	-
AFL grandstand grant	100,000	100,000	100,000	100,000
Club football development grants	(3,843,000)	(3,708,000)	(3,843,000)	(3,708,000)
Dividends paid to minority interest	(21,851)	-	-	-
Proceeds from borrowings	5,718,819	1,160,384	4,866,027	55,000
Repayment of borrowings	(4,038,122)	(4,655,189)	(3,241,659)	(4,179,350)
Net cash from/(used in) financing activities	8,691,846	5,021,195	8,657,368	4,391,650
Net increase/(decrease) in cash and cash equivalents	6,150,256	10,821,202	5,461,373	7,268,434
Cash and cash equivalents at 1 November	17,377,129	6,555,927	11,080,243	3,811,809
Cash and cash equivalents at 31 October	23,527,385	17,377,129	16,541,616	11,080,243

FINANCIAL REPORT

NOTES TO THE FINANCIAL STATEMENTS

FOR THE YEAR ENDED 31 OCTOBER 2007

	GROUP		SANFL INC	
	2007 \$	2006 \$	2007 \$	2006 \$
1 Profit for the period has been arrived at after charging /(crediting) the following items:				
Personnel expenses	40,023,133	35,928,130	10,411,218	9,205,037
Rental expense on operating lease	46,723	44,385	35,445	32,658
Loss on sale of plant and equipment	44,870	14,147	-	-
Auditor's remuneration				
Auditors of the SANFL (KPMG)				
Auditing services	45,500	43,000	45,500	43,000
Other services	18,000	12,000	18,000	12,000
	63,500	55,000	63,500	55,000
Other Auditors				
Auditing services – controlled entities	56,000	52,000	-	-
Other services	21,319	4,936	-	-
	77,319	56,936	-	-
Total auditors' remuneration	140,819	111,936	63,500	55,000
2 CASH AND CASH EQUIVALENTS				
Cash on hand	88,888	79,471	80,388	72,971
Cash at bank	1,556,681	2,020,989	1,002,730	1,480,386
Deposits at call	6,800,000	5,800,000	-	-
Short term deposits	15,458,498	9,526,886	15,458,498	9,526,886
	23,904,067	17,427,346	16,541,616	11,080,243
3 RECEIVABLES				
Current				
Accounts receivable	3,250,860	2,448,427	2,222,667	1,377,000
Less: Provision for impairment	(40,000)	(30,000)	-	-
	3,210,860	2,418,427	2,222,667	1,377,000
Due from controlled entity	-	-	825,481	360,507
Due from other entities	730,505	31,818	-	-
	3,941,365	2,450,245	3,048,148	1,737,507
4 INVENTORIES				
Stock on hand – at cost	828,698	692,449	301,610	389,055
House and land package held for resale	323,219	-	-	-
	1,151,917	692,449	301,610	389,055
5 OTHER CURRENT ASSETS				
Prepayments and other assets	647,149	929,405	202,060	183,474

FINANCIAL REPORT

NOTES TO THE FINANCIAL STATEMENTS
FOR THE YEAR ENDED 31 OCTOBER 2007

	GROUP		SANFL INC	
	2007 \$	2006 \$	2007 \$	2006 \$
6 PROPERTY, PLANT AND EQUIPMENT				
Freehold land - at fair value	23,520,000	-	23,520,000	-
- at cost	-	5,490,768	-	5,490,768
	23,520,000	5,490,768	23,250,000	5,490,768
Buildings - at fair value	115,672,573	-	89,266,472	-
- at cost	-	59,315,811	-	41,754,593
Less: Accumulated depreciation	-	(9,759,598)	-	(6,131,472)
	115,672,573	49,556,213	89,266,472	35,623,121
Plant and equipment - at cost	21,350,205	17,104,546	14,864,764	11,136,018
Less: Accumulated depreciation	(12,888,099)	(11,842,286)	(7,608,649)	(6,961,068)
	8,462,106	5,262,260	7,256,115	4,174,950
Plant and equipment under lease - at capitalised cost	879,600	462,045	735,004	376,678
Less: Accumulated amortisation	(227,870)	(220,157)	(205,348)	(159,819)
	651,730	241,888	529,656	216,859
Capital works in progress	463,007	1,266,675	463,007	1,266,675
Total property, plant and equipment	148,769,415	61,817,804	121,035,249	46,772,373
Reconciliations				
Reconciliations of the carrying amounts for each class of property, plant and equipment are set out below;				
Freehold Land				
Carrying amount at beginning of year	5,490,768	4,965,854	5,490,768	4,965,854
Additions	-	524,914	-	524,914
Revaluation of land to fair value	18,029,232	-	18,029,232	-
Carrying amount at end of year	23,520,000	5,490,768	23,520,000	5,490,768
Buildings				
Carrying amount at beginning of year	49,556,213	48,263,470	35,623,121	34,993,805
Additions	4,064,456	2,647,568	3,570,470	1,268,014
Transfers	50,000	-	50,000	-
Depreciation	(1,433,402)	(1,354,825)	(680,786)	(638,698)
Revaluation of buildings to fair value	63,435,306	-	50,703,667	-
Carrying amount at end of year	115,672,573	49,556,213	89,266,472	35,623,121
Plant and equipment				
Carrying amount at beginning of year	5,262,260	5,562,303	4,174,950	4,418,417
Additions	3,527,008	752,653	2,981,752	341,619
Transfers	767,108	4,169	753,668	-
Disposals	(100,372)	(22,439)	(6,677)	-
Depreciation	(993,898)	(1,034,426)	(647,578)	(585,086)
Carrying amount at end of year	8,462,106	5,262,260	7,256,115	4,174,950
Plant and equipment under lease				
Carrying amount at beginning of year	241,888	254,247	216,859	168,640
Additions	491,013	113,095	359,765	113,095
Transfers	(13,440)	(4,167)	-	-
Disposals	-	(15,127)	-	(15,127)
Depreciation	(67,731)	(106,160)	(46,968)	(49,749)
Carrying amount at end of year	651,730	241,888	529,656	216,859
Capital works in progress				
Carrying amount at beginning of year	1,266,675	-	1,266,675	-
Transfers	(803,668)	-	(803,668)	-
Additions	-	1,266,675	-	1,266,675
Carrying amount at end of year	463,007	1,266,675	463,007	1,266,675

FINANCIAL REPORT

NOTES TO THE FINANCIAL STATEMENTS
FOR THE YEAR ENDED 31 OCTOBER 2007

	GROUP		SANFL INC	
	2007 \$	2006 \$	2007 \$	2006 \$
7 INTANGIBLES				
AFL licence fees	6,081,557	6,081,557	6,081,557	6,081,557
The AFL licence fee impairment test is based on a discounted cash flow of the results of the two AFL clubs (AFC and PAFC).				
8 PAYABLES				
Current				
Trade payables	3,159,926	3,058,696	1,636,415	2,386,770
Other payables	1,549,953	2,487,144	70,132	67,233
Funds held in trust	149,688	127,409	149,688	127,409
Due to controlled entities	-	-	129,016	155,827
	4,859,567	5,673,249	1,985,251	2,737,239
9 INTEREST-BEARING LIABILITIES				
Current				
Bank overdraft	376,682	50,217	-	-
Bank loans	2,914,940	5,293,320	1,114,940	3,135,320
Other loans	-	438,463	-	-
Hire purchase and finance lease liability	165,507	60,010	120,138	55,136
	3,457,129	5,842,010	1,235,078	3,190,456
Non-Current				
Bank loans	16,875,474	12,804,579	15,425,900	12,090,840
Hire purchase and finance lease liability	398,814	77,666	322,352	77,666
	17,274,288	12,882,245	15,748,252	12,168,506
10 DEFERRED INCOME				
Income in advance	3,508,867	3,376,113	3,316,591	2,944,230
11 EQUITY				
(a) Retained earnings				
Retained earnings excluding funds	67,539,414	54,936,896	53,579,519	43,515,567
Oval improvement fund	588,510	243,310	588,510	243,310
	2,800	2,800	2,800	2,800
Future expenditures	432,000	-	432,000	-
	68,562,724	55,183,006	54,602,829	43,761,677
Movements in Retained earnings				
Retained earnings at the beginning of the financial year	55,183,006	40,311,646	43,761,677	30,624,900
Net recognised income and expense	17,179,018	18,574,471	14,684,152	16,839,888
Club football development grants	(3,843,000)	(3,708,000)	(3,843,000)	(3,708,000)
Aggregate of amounts transferred from reserves	43,700	4,889	-	4,889
Retained earnings at the end of the financial year	68,562,724	55,183,006	54,602,829	43,761,677
(b) Reserves				
Park Pavilion reserve	660,000	660,000	660,000	660,000
Establishment costs reserve	371,615	371,615	-	-
Asset Revaluation Reserve	78,934,961	21,828	68,732,898	-
Contribution PAMFC Inc	1,250,000	1,250,000	-	-
	81,216,576	2,303,443	69,392,898	660,000

FINANCIAL REPORT

NOTES TO THE FINANCIAL STATEMENTS FOR THE YEAR ENDED 31 OCTOBER 2007

	GROUP		SANFL INC	
	2007 \$	2006 \$	2007 \$	2006 \$
12 CAPITAL COMMITMENTS				
Capital expenditure commitments contracted for at balance date but not provided for in the financial report:				
Payable not longer than one year	5,000,000	4,609,071	5,000,000	4,560,471
Later than one year but not more than 5 years	-	127,933	-	-
More than 5 years	-	-	-	-
	5,000,000	4,737,004	5,000,000	4,560,471
13 FINANCING ARRANGEMENTS				
The group has access to the following lines of credit:				
Total facilities available:				
Bank overdrafts	450,000	350,000	250,000	250,000
Loan facilities	27,390,840	19,547,899	23,440,840	16,676,160
	27,840,840	19,897,899	23,690,840	16,926,160
Facilities utilised at balance date:				
Bank overdrafts	376,682	50,217	-	-
Loan facilities	19,790,414	18,097,899	16,540,840	15,226,160
	20,167,096	18,148,116	16,540,840	15,226,160
Facilities not utilised at balance date:				
Bank overdrafts	73,318	299,783	250,000	250,000
Loan facilities	7,600,426	1,450,000	6,900,000	1,450,000
	7,673,744	1,749,783	7,150,000	1,700,000

Bank Overdrafts

The bank overdraft of the SANFL is secured by a registered first mortgage over all assets and uncalled capital of the SANFL and the AFC. The bank overdrafts are payable on demand and are subject to annual review.

The bank overdraft of PAFC is secured by a floating charge over the assets of the PAFC.

Loan Facilities

The bank loans of the SANFL are secured by a registered first mortgage over all assets and uncalled capital of the SANFL and the AFC. A repayment schedule exists with the last commercial bill line expiring in December 2021. The bank loans are subject to an annual review.

The bank loans of PAFC are secured by a mortgage over freehold land and buildings of the PAFC.

14 EVENTS SUBSEQUENT TO BALANCE DATE

There has not arisen in the interval between the end of the financial year and the date of this report any item, transaction or event of a material and unusual nature likely to affect significantly the operations of the group, the results of those operations, or the state of affairs of group, in future financial years.

THE PREMIERS: THE
DOMINANCE OF THE
CENTRAL DISTRICT
FOOTBALL CLUB WAS
AGAIN CONFIRMED IN
SEASON 2007.



5th QUARTER AWARDS WINNERS RESULTS



FIFTH QUARTER

AWARDS, WINNERS & RESULTS

THE PREMIERS

The dominance of the Central District Football Club was again confirmed with an impressive 65-point triumph over North Adelaide to claim the Thomas Seymour Hill Trophy – South Australian football's ultimate prize.

Playing in their record breaking eighth consecutive grand final, the Bulldogs led at every change to claim their sixth flag in eight years. The game, a great showcase of SANFL football, was played before a live audience of over 30,000 and watched on TV by over 155,000 fans. Chris Gowans became the first player to win the Jack Oatey Medal on more than one occasion. In his best on ground performance Gowans collected 18 possessions including eleven kicks, five marks, seven handballs, seven tackles and two goals.

Bulldogs coach Roy Laird, only the sixth coach to have earned at least four flags, continued his amazing finals record with his tenth win from 11 matches. Laird's peers had earlier voted him the inaugural recipient of the Good Guys SANFL Coach of the Year after piloting another stellar season.

Nine time Port Adelaide Magpies Premiership player Geof Motley presented the premiership medallions to the Central players. SANFL President Rod Payze presented the Thomas Seymour Hill Trophy to the Central co-captains Paul Thomas and Matthew Slade and coach Roy Laird.

2007 SANFL PREMIERSHIP TEAM: CENTRAL DISTRICT

Forward	A Obst	D Havelberg	I Callinan
Half Forward	C Gowans	H Lawry	C Slattery
Centre	E Ware	J Gowans	A Switala
Half Back	R Cochrane	D Schell	N Grima
Full Back	P Thomas	Y Sibenaler	A Hayes
Ruck	J Griffin	B Symes	M Slade
Interchange	J MacKenzie	S Dutschke	C O'Sullivan
Coach	R Laird		

2007 SANFL 'BE ACTIVE' LEAGUE GRAND FINAL

Central District	5.2 (32)	8.4 (52)	11.6 (72)	16.11 (107)
North Adelaide	2.3 (15)	3.6 (24)	4.9 (33)	5.12 (42)

BEST

Central District: C. Gowans, J. Gowans, I. Callinan, P. Thomas, B. Symes, N. Grima, D. Schell, R. Cochrane

North Adelaide: B. Hart, J. Allan, S. Schubert, S. Bamford, T. Sporn

GOALS

Central District: I. Callinan 4, S. Dutschke 2, A. Obst 2, J. Gowans 2, D. Havelberg 2, R. Cochrane 1, P. Thomas 1, C. Gowans 1, A. Hayes 1

North Adelaide: S. Bamford 2, C. Alleway 1, N. Gill 1, S. Motlop 1

Jack Oatey Medallist: Chris Gowans (Central District)

Umpires: C. Doddridge, S. Hay, R. Williams

Crowd: 30,793



SA FOOTBALL'S ULTIMATE PRIZE: CENTRAL DISTRICT CLAIMS THE THOMAS SEYMOUR HILL TROPHY.



PREMIERSHIPS SHARED: FOUR DIFFERENT SANFL CLUBS CLAIMED THE FOUR GRADE PREMIERSHIPS; LEAGUE – CENTRAL DISTRICT; RESERVES – GLENELG; UNDER 19 PORT ADELAIDE MAGPIES; UNDER 17 NORTH ADELAIDE (PHOTO SPORTS IN FOCUS).

2007 LADDERS - POSITIONS AT THE END OF THE MINOR ROUND

‘BE ACTIVE’ LEAGUE								
Team	Played	Won	Lost	Draw	For	Against	Points	%
Central District	20	18	2	0	2244	1373	36	62.04
North Adelaide	20	12	7	1	1997	1706	25	53.93
Eagles	20	12	7	1	2001	1745	25	53.42
Sturt	20	12	8	0	1952	1797	24	52.07
Glenelg	20	10	8	2	2055	1823	22	52.99
Port Adelaide Magpies	20	8	11	1	1941	1863	17	51.03
Norwood	20	8	12	0	1834	2044	16	47.29
South Adelaide	20	4	15	1	1555	2341	9	39.91
West Adelaide	20	3	17	0	1480	2367	6	38.47

RESERVES								
Team	Played	Won	Lost	Draw	For	Against	Points	%
Glenelg	20	14	6	0	2058	1562	28	56.85
Norwood	20	13	7	0	1896	1658	26	53.35
South Adelaide	20	13	7	0	1677	1814	26	48.04
North Adelaide	20	12	8	0	1821	1581	24	53.53
Central District	20	11	9	0	1597	1422	22	52.90
Port Adelaide Magpies	20	8	12	0	1788	1868	16	48.91
Sturt	20	8	12	0	1683	1815	16	48.11
Eagles	20	6	14	0	1572	1909	12	45.16
West Adelaide	20	5	15	0	1550	2013	10	43.50

UNDER 19								
Team	Played	Won	Lost	Draw	For	Against	Points	%
Port Adelaide Magpies	20	19	1	0	2575	1206	38	68.10
Sturt	20	15	5	0	1988	1573	30	55.83
Central District	20	14	6	0	1637	1353	28	54.75
Glenelg	20	12	8	0	2232	1759	24	55.93
West Adelaide	20	10	10	0	1840	1727	20	51.58
North Adelaide	20	8	12	0	1591	2110	16	42.99
Eagles	20	7	13	0	1614	1845	14	46.66
Norwood	20	3	17	0	1303	2224	6	36.94
South Adelaide	20	2	18	0	1154	2137	4	35.07

UNDER 17								
Team	Played	Won	Lost	Draw	For	Against	Points	%
Sturt	20	15	5	0	2319	1499	30	60.74
North Adelaide	20	15	5	0	2083	1570	30	57.02
Norwood	20	14	6	0	1937	1310	28	59.66
Port Adelaide Magpies	20	14	6	0	2210	1535	28	59.01
Eagles	20	11	9	0	1918	1774	22	51.95
South Adelaide	20	6	14	0	1706	2187	12	43.82
Glenelg	20	6	14	0	1522	2401	12	38.80
Central District	20	5	15	0	1205	2072	10	36.77
West Adelaide	20	4	16	0	1646	2198	8	42.82

2007 FINALS RESULTS

‘be active’ League Finals Results	
Elimination Final	
Glenelg 8.9 (57) d. Sturt 8.8 (56)	
Qualifying Final	
North Adelaide 10.9 (69) d. Eagles 8.14 (62)	
First Semi-Final	
Eagles 13.9 (87) d. Glenelg 12.9 (81)	
Second Semi-Final	
Central District 10.16 (76) d. North Adelaide 7.14 (56)	
Preliminary Final	
North Adelaide 18.14 (122) d. Eagles 15.6 (96)	
Grand Final	
Central District 16.11 (107) d. North Adelaide 5.12 (42)	

Reserves Finals Results	
Elimination Final	
North Adelaide 12.14 (86) d. Central District 8.7 (55)	
Qualifying Final	
South Adelaide 16.13 (109) d. Norwood 8.5 (53)	
First Semi-Final	
North Adelaide 15.8 (98) d. Norwood 12.14 (86)	
Second Semi-Final	
South Adelaide 16.16 (112) d. Glenelg 4.11 (35)	
Preliminary Final	
Glenelg 17.15 (117) d. North Adelaide 6.8 (44)	
Grand Final	
Glenelg 16.13 (109) d. South Adelaide 10.11 (71)	

Under 19 Finals Results	
Elimination Final	
Glenelg 7.20 (62) d. West Adelaide 8.9 (57)	
Qualifying Final	
Sturt 16.19 (115) d. Central District 8.8 (56)	
First Semi-Final	
Glenelg 18.21 (129) d. Central District 12.7 (79)	
Second Semi Final	
Port Adelaide Magpies 18.13 (121) d. Sturt 12.12 (84)	
Preliminary Final	
Sturt 16.11 (107) d. Glenelg 7.18 (60)	
Grand Final	
Port Adelaide Magpies 14.13 (97) d. Sturt 11.10 (76)	

Under 17 Finals Results	
Elimination Final	
Port Adelaide Magpies 16.17 (113) d. Eagles 9.9 (63)	
Qualifying Final	
North Adelaide 14.11 (95) d. Norwood 8.7 (55)	
First Semi-Final	
Port Adelaide Magpies 19.16 (130) d. Norwood 11.4 (70)	
Second Semi Final	
North Adelaide 20.11 (131) d. Sturt 9.13 (67)	
Preliminary Final	
Port Adelaide Magpies 23.21 (159) d. Sturt 11.4 (70)	
Grand Final	
North Adelaide 17.14 (116) d. Port Adelaide Magpies 11.11 (77)	

FIFTH QUARTER

AWARDS, WINNERS & RESULTS

2007 MAGAREY MEDAL

James Allan from the North Adelaide Football Club was named the 2007 Magarey Medallist at the black-tie Magarey Medal Presentation Dinner held at the Adelaide Convention Centre. The medal count was telecast live on Channel 9 with the support of telecast sponsors SA Brewing, AAMI, Mazda, Mutual Community and SA Lotteries.

James finished on 19 votes, five clear of Sturt's Ben Nelson, Luke Crane and Brant Chambers, North's Dean Howard and Central District's Brad Symes. He became North Adelaide's 15th Magarey Medallist and the first Rooster to win this prestigious medal since Josh Francou in 1996.

A talented midfielder, James joined North for the 2007 season from VFL club Werribee. James capped off an outstanding first season of SANFL football, taking out the R.O Shearman "be active" Star Player of the year and The Advertiser Player of the Year.

As the 2007 Magarey Medallist, James received two return business class airfares to London flying Malaysia Airlines, with \$2000 spending money. The SANFL would like to thank major sponsor of the 2007 Magarey Medal, Signs Inc. A special thanks is also extended to Malaysia Airlines for donating the major prize and to the Hardy Wine Company and SA Brewing for sponsorship of products provided for the dinner.

LEADERBOARD

James Allan	North Adelaide	19 votes
Ben Nelson	Sturt	14 votes
Luke Crane	Sturt	14 votes
Brant Chambers	Sturt	14 votes
Dean Howard *	North Adelaide	14 votes
Brad Symes	Central District	14 votes
Ian Callinan	Central District	12 votes
Mark McKenzie	Eagles	12 votes
Kieran McGuinness	Norwood	12 votes
Bernie Vince	Eagles	12 votes
Brett Backwell	Glenelg	12 votes

* ineligible

BY TEAM

Central District	93
Eagles	73
North Adelaide	73
Glenelg	71
Sturt	68
Port Adelaide Magpies	59
Norwood	51
South Adelaide	27
West Adelaide	25

COCA-COLA STAR SEARCH AWARD

Steven Summerton from the Port Adelaide Magpies Football Club was named the inaugural Coca-Cola Star Search Award Winner and was presented his Award at the Magarey Medal Presentation Dinner.

Debuting at League level in Round 12 of the 2006 season, Steven played 19 matches during the 2007 home and away season, averaging 21 possessions a match.

Steven was nominated for the Award after the Port Adelaide Magpies 29-point win over arch-rivals Norwood at Coopers Stadium in round one. His 34 possession game was a stand-out and included 24 kicks, 9 marks, 10 handballs and 1 goal. Steven featured in the Magpies best on 9 occasions throughout the season.

Growing up kicking a football around Alberton Oval, Steven rose through the Magpies' junior ranks, starting in the Under 19s and moving up through the Reserves. In 2006 he was named the Maugham Thiem Rising Star for the Magpies.

Steven represented South Australia at the Under 16 National Championships in 2004. In 2007 he was vice captain of the Under 20 State Team and was named in the best players of the State Youth Match.

Steven won the award ahead of a strong field of challengers with Central District's Daniel Havelberg placed second and Woodville-West Torrens' Nick Salter in third.

Introduced for the first time this season, the Coca-Cola Star Search Award recognises the talented youngsters making their mark in League ranks.

To be eligible for the Award, nominees were required to meet the following criteria:

- players must have played no more than 8 State League games at the start of the 2007 season
- players must have been aged 21 or under at January 1, 2007
- AFL rookies were eligible for the award unless promoted to the senior list of their AFL club
- Players who were suspended by the tribunal during the 2007 season were ineligible to win the award

2007 COCA-COLA STAR SEARCH AWARD NOMINEES

Round	Nominee	League Club
1	Steven Summerton	Port Adelaide Magpies
2	Ryan Darling	Sturt
3	Craig Evans	Sturt
4	Josh Cubillo	North Adelaide
5	Levi Greenwood	Port Adelaide Magpies
6	Daniel Caire	West Adelaide
7	Jesse Aish	Norwood
8	Brad Ebert	Port Adelaide Magpies
9	Daniel Havelberg	Central District
10	Bradley Hunter	South Adelaide
11	John McDonald	Sturt
12	Jake Pavlich	Eagles
13	Alex Hutchins	West Adelaide
14	Nick Salter	Eagles
15	Ryan Herring	Sturt
16	Jack Fosdike	Glenelg
17	Louis Hadden	Central District
18	Matthew Wright	North Adelaide
19	Scott Blesing	West Adelaide
20	James Stewart	Eagles
21	Xavier Watson	Port Adelaide Magpies
22	Sam Elliott	South Adelaide
23	Michael Wundke	North Adelaide



NORTH ADELAIDE WINNER: JAMES ALLAN BECAME NORTH'S 15TH MAGAREY MEDALLIST – OUTFRACING RUNNER-UP STURT'S LUKE CRANE; DURING THE COUNT; DISPLAYING HIS WELL EARNED MEDAL; CELEBRATING WITH TEAM MATES BEN HART, DEAN HOWARD, TRENT SPORN AND LEIGH RYSWYK.

LEAGUE MAGAREY MEDALLISTS

1898	A Green ; Norwood
1899	S A Malin ; Port Adelaide
1900	No Award
1901	P T Sandland ; North Adelaide
1902	T D MacKenzie ; West Torrens
1903	H S Waye ; Sturt
1904	No Award
1905	T D MacKenzie ; North Adelaide
1906	T D MacKenzie ; North Adelaide
1907	J Mack ; Port Adelaide
1908	J M Tierney ; West Adelaide
1909	H R Head ; West Adelaide
1910	S Hosking ; Port Adelaide
1911	H V Cumberland ; Sturt
1912	D Low ; West Torrens
1913	T J Leahy ; North Adelaide
1914	W J Ashley ; Port Adelaide
1915	F M Barry ; South Adelaide
	C J Perry ; Norwood
	S Hosking ; Port Adelaide
1916	No Award
1917	No Award
1918	No Award
1919	D Moriarty ; South Adelaide
1920	V Richardson ; Sturt
	D Moriarty ; South Adelaide
1921	J Karney ; West Torrens
	C E G Adams ; Port Adelaide
	W Scott ; Norwood
	D Moriarty ; South Adelaide
1922	R G L Barnes ; West Adelaide
1923	H A Riley ; Sturt
1924	W Scott ; Norwood
1925	A G Lill ; Norwood
	P A Bampton ; Port Adelaide
1926	H B McGregor ; West Adelaide
1927	H B McGregor ; West Adelaide
1928	H H Handby ; Glenelg
1929	R Snell ; West Adelaide
1930	W Scott ; Norwood
1931	J E G Sexton ; West Adelaide
1932	S M Pontifex ; West Torrens
1933	W K Dunn ; Sturt
1934	G B Johnston ; Glenelg
1935	J Cockburn ; South Adelaide
1936	W B McCallum ; Norwood
1937	H J Hawke ; North Adelaide
1938	R B Quinn ; Port Adelaide
1939	J H Pash ; North Adelaide
	R J McArthur ; West Adelaide
1940	P M Brock ; Glenelg
1941	M M W Boyall ; Glenelg

1942	No Award
1943	No Award
1944	No Award
1945	R B Quinn ; Port Adelaide
1946	R W Hank ; West Torrens
1947	R W Hank ; West Torrens
1948	H R Phillips ; North Adelaide
1949	A J Crabb ; Glenelg
	H R Phillips ; North Adelaide
1950	I L McKay ; North Adelaide
1951	J E Marriott ; Norwood
1952	L C Fitzgerald ; Sturt
1953	J G Deane ; South Adelaide
1954	L C Fitzgerald ; Sturt
1955	L H Head ; West Torrens
1956	D E Boyd ; Port Adelaide
1957	R M Benton ; West Adelaide
	J G Deane ; South Adelaide
1958	L H Head ; West Torrens
1959	L C Fitzgerald ; Sturt
1960	B Barbary ; North Adelaide
1961	J A Halbert ; Sturt
1962	K J Eustice ; West Adelaide
1963	L H Head ; West Torrens
1964	G P Motley ; Port Adelaide
1965	G C Window ; Central District
1966	R G Kneebone ; Norwood
1967	T D Obst ; Port Adelaide
	D Lindner ; North Adelaide
1968	B C Robran ; North Adelaide
1969	D K Phillis ; Glenelg
1970	B C Robran ; North Adelaide
1971	R F Ebert ; Port Adelaide
1972	M J Blight ; Woodville
1973	B C Robran ; North Adelaide
1974	R F Ebert ; Port Adelaide
1975	P B Woite ; Port Adelaide
1976	R F Ebert ; Port Adelaide
1977	T F Grimwood ; West Adelaide
1978	K H Hodgeman ; Glenelg
1979	A J Duckworth ; Central District
1980	R F Ebert ; Port Adelaide
1981	M C Aish ; Norwood
1982	A B McGuinness ; Glenelg
1983	A J Antrobus ; North Adelaide
1984	J P Platten ; Central District
1985	G C Fielke ; West Adelaide
1986	G W Anderson ; Port Adelaide
1987	A N Jarman ; North Adelaide
1988	G L Whittlesea ; Sturt
1989	G A McAdam ; Central District
1990	S L Hodges ; Port Adelaide

1991	M B Naley ; South Adelaide
1992	N C Buckley ; Port Adelaide
1993	B P Phillips ; North Adelaide
1994	G McIntosh ; Norwood
1995	G M Kilpatrick ; West Adelaide
	G McIntosh ; Norwood
1996	J A Francou ; North Adelaide
1997	B J Atkinson ; Sturt
	A N Jarman ; Norwood
1998	A D Osborn ; South Adelaide
1999	D T Squire ; Sturt
2000	D T Squire ; Sturt
2001	R P O'Connor ; Port Adelaide Magpies
	A J Brown ; Port Adelaide Magpies
2002	J C Sheedy ; Sturt
	T M Weatherald ; Sturt
2003	B A Ebert ; Port Adelaide Magpies
2004	P S Thomas ; Central District
2005	J L Clayton ; Port Adelaide Magpies
2006	B W Backwell ; Glenelg
2007	J Allan ; North Adelaide

Dual Winners

1910, 1915	S Hosking ; Port Adelaide
1926, 1927	H B McGregor ; West Adelaide
1938, 1945	R B Quinn ; Port Adelaide
1946, 1947	R W Hank ; West Torrens
1948, 1949	H R Phillips ; North Adelaide
1953, 1957	J G Deane ; South Adelaide
1994, 1995	G McIntosh ; Norwood
1987, 1997	A N Jarman ; North Adelaide/Norwood
1999, 2000	D T Squire ; Sturt

Triple Winners

1902, 1905, 1906	T D MacKenzie ; West Torrens/North Adelaide
1919, 1920, 1921	D Moriarty ; South Adelaide
1921, 1924, 1930	W Scott ; Norwood
1952, 1954, 1959	L C Fitzgerald ; Sturt
1955, 1958, 1963	L H Head ; West Torrens
1968, 1970, 1973	B C Robran ; North Adelaide

Quadruple Winner

1971, 1974, 1976, 1980	R F Ebert ; Port Adelaide
---------------------------	----------------------------------

FIFTH QUARTER

AWARDS, WINNERS & RESULTS

MINOR GRADE MEDALS

RESERVES MAGAREY MEDAL

1906	LeMessurier, R.	Semaphore/ Central
1907	Robin, P.	Norwood
1908	Kersley, R.	Torrens
1909	Russell, P.	Port
1910	Potter, S.	Torrens
1911	Rowan, P.	Port
1912	Crowley, P.	Port
1913	Ryan, C.	Sturt
1914	Crowley, P.	Port
1915	Linklater, G.	Port
1916 – 1918	No Awards	
1919	Clark, J.	Sturt
1920	Schumacher, B.	Norwood
1921	Hepburn, C.	West
1922	Sparks, W.	Norwood
1923	Jackson, H.	Sturt
1924	Sturgnell, J.	Torrens
1925	Monten, S.	Torrens
1926	O'Brien, H.	South
1927	Stuart, M.	Sturt
1928	O'Brien, H.	South
1929	Griffiths, W.M.	Norwood
1930	Smith, A.A.G.	Sturt
1931	Whitaker, R.	Port
1932	Hamilton, T.	West
1933	Wait, G.O. R.	Norwood
1934	Stuart, W.W.H.	South
1935	Kinlough, A.	Torrens
1936	Jones, A.W.J.	Torrens
1937	Edwards, R.M.	Glenelg
1938	Sawatzke, K.M.	West
1939	Taylor, S.T.	Norwood
1940	Nichols, E.M.	Torrens
1941	Todd, L.K.	South
1942 – 1945	No Awards	
1946	Whittaker, G.C.	Norwood
1947	MacKenzie, H.	Torrens
1948	Hoffman, R.	Port
1949	Bartlett, D.K.	Sturt
1950	Barbary, S.	North
1951	Harris, H.G.	South
1952	Southern, J.W.	Sturt
1953	Blunden, J.	North
1954	Livesey, B.	Torrens
1955	Stewart, F.	Norwood
1956	Lee, R.W.	West
1957	Panizza, R.	South
1958	Wedding, K.A.	Norwood
1959	Henningsen, B.	Norwood
1960	Heading, C.S.	North
1961	Simunsen, R.F.	Woodville
1962	Simunsen, R.F.	Woodville
1963	Window, G.C.	Central
1964	Della-Polina, I.	Norwood
1965	Mills, J.	South
1966	Woodcock, B.	Norwood
1967	Perry, R.	Woodville
1968	Rowe, K.	Glenelg
1969	McInnes, J.	Norwood
1970	Baruzzi, J.	Port
	Menz, J.	Norwood
1971	McInnes, J.	Norwood
1972	McInnes, J.	Norwood
1973	Daw, R.	Sturt

1974	Hodgeman, K.	Glenelg
1975	Heinrich, P.	Sturt
1976	Katsaros, J.	Sturt
1977	Sando, G.	South
1978	Barnes, P.	Torrens
1979	Wright, C.	Port
1980	Grosser, L.	West
1981	Lindner, B.	West
1982	Dillon, K.	Torrens
1983	Drogemuller, D.	Port
1984	Owens, A.	Torrens
1985	Stephens, H.	Woodville
1986	McDonald, S.	Woodville
1987	Harvey, J.	Port
1988	Settre, A.	Port
1989	Lounder, P.	Central
1990	Gasparroni, M.	West
1991	Atkinson, B.	North
1992	Sziller, J.	Eagles
1993	Roberson, B.	Sturt
1994	Page, P.	South
1995	Hicks, D.	Central
	McGoran, N.	Central
1996	King, J.	Eagles
1997	Ryan, M.	South
1998	King, J.	North
1999	Lee, R.	West
2000	Casserley, J.	Central
2001	Daniel, B.	Central
2002	Coulter, J.	Central
2003	Newett, D.	Eagles
	Tamlin, H.	Norwood
	Prokopec, N.	Central
2004	Cassery, J.	North
2005	Demasi, M.	South
2006	Lewis, R.	Norwood
2007	Boyd, J.	South
	Delvins, T.	North

TOMKINS MEDAL (U19)

1936	Butler, J.	Norwood
1937	Telfer, A.	North
1938	Crawley, D.	Sturt
1939	Crawley, D.	Sturt
1940	Hogben, R.	North
1941	Crabb, A.	Glenelg
1942 – 1944	No Awards	
1945	Deane, J.	South
1946	McGregor, K.	West
1947	McGregor, K.	West
1948	Williams, G.	West
1949	Whitaker, R.	Port
1950	Weston, L.	North
1951	Rossetto, A.	West
1952	Hayes, N.	Port
1953	Copley, B.	Port
1954	Meredith, M.	Port
1955	Carr, B.	South
1956	Bray, J.	West
1957	Potts, B.	North
1958	Green, G.	Sturt
1959	Simunsen, R.	Woodville
1960	Hunt, C.	Glenelg
1961	Farrell, G.	North
1962	Burton, J.	Norwood
1963	Burton, J.	Norwood

1964	Woodcock, B.	Norwood
1965	Bitmead, P.	West
1966	Vick, O.	Torrens
1967	Worthley, N.	Glenelg
1968	Hooper, R.	West
1969	Payne, J.	North
1970	Stoddart, K.	North
1971	Crouch, J.	Port
1972	Craig, N.	Norwood
1973	Wilson, W.	Central
1974	Hughes, W.	Central
1975	Carr, S.	Torrens
1976	Slattery, W.	South
1977	Grosser, L.	West
1978	Graham, B.	Central
1979	Klomp, K.	Sturt
1980	Fosdike, D.	Norwood
1981	Renfrey, D.	Norwood
1982	Goldsworthy, S.	Woodville
1983	Dewhirst, C.	South
1984	Argus, G.	Sturt
1985	Roe, J.	Port
1986	Griffiths, C.	Central
1987	James, J.	Sturt
1988	Vozzo, C.	West
1989	Hicks, P.	Central
1990	King, M.	Norwood
1991	Betterman, D.	Norwood
1992	Rowett, A.	Glenelg
1993	Flesfadar, D.	Glenelg
	Voice, C.	Port
1994	Bettess, L.	South
1995	King, D.	Norwood
1996	Povey, D.	Norwood
1997	O'Hara, A.	Eagles
1998	Krieg, M.	Central
1999	Chapman, G.	Eagles
2000	Wilcox, B.	Port
2001	Merrett, A.	Glenelg
2002	Chadwick, T.	West
2003	Saunders, L.	South
2004	Hunter, B.	South
2005	Dundovic, G.	West
	Wegener, B.	West
2006	McDonald, S.	West
2007	Flanigan, K.	Sturt

McCALLUM MEDAL (U17)

1939	Logan, K.	North
1940	Britton, C.	Torrens
1941	Dale, K.	Sturt
1942 – 1946	No Awards	
1947	Salvemini, K.	Port
1948	Cocks, R.	Torrens
1949	Wharfe, B.	Port
1950	Paech, M.	West
1951	Wright, J.	West
1952	Taylor, J.	Torrens
1953	Westley, M.	North
1954	Clarke, G.	Norwood
1955	Atkinson, D.	North
1956	Cahill, J.	South
1957	Marchiora, J.	Torrens
1958	Foster, W.	South
1959	Kelly, W.	Woodville
1960	Backman, L.	South
1961	Long, J.	Glenelg

1962	Bagshaw, P.	Sturt
1963	Perkins, J.	Woodville
1964	Robinson, J.	North
1965	Sachse, J.	North
1966	Burns, D.	North
1967	Coombe, M.	South
1968	Norsworthy, B.	Central
1969	Rigney, B.	North
1970	Gregg, M.	Norwood
1971	Craig, N.	Norwood
1972	Puhle, H.	Torrens
1973	Turbill, G.	Norwood
1974	Heinrich, P.	Sturt
1975	Kirkwood, C.	Port
1976	Wright, R.	Glenelg
1977	Zubrinich, K.	Woodville
1978	Wright, C.	Port
1979	Mackereth, B.	Sturt
1980	Thomas, G.	Norwood
1981	McIntosh, G.	Norwood
1982	Davies, C.	North
1983	Girdham, R.	Central
1984	Underwood, A.	Sturt
1985	Brown, D.	Port
1986	Peek, S.	Glenelg
1987	Bonutto, D.	Central
1988	Bache, T.	South
1989	Osborn, A.	South
1990	Bond, T.	Port
1991	Barry, B.	South
	Bond, S.	Port
1992	Casserley, J.	Central
1993	Cook, S.	Norwood
1994	Seal, N.	Port
1995	Noye, G.	Central
1996	DeBoo, H.	South
1997	Borlace, S.	Norwood
1998	Rolf, D.	Norwood
1999	Breslauer, S.	Norwood
2000	Harrison, W.	North
2001	Richardson, J.	Glenelg
2002	Cooney, A.	West
2003	Eckermann, B.	Sturt
2004	Bennett, R.	West
2005	Boyd, J.	South
	Thomas, L.	Port
2006	Bampton, J.	Norwood
2007	Cahill, P.	Sturt



MEDALLISTS: MCCALLUM MEDALLIST PAUL CAHILL; TOMKINS MEDALLIST KIERAN FLANIGAN; DUAL RESERVES MEDALLISTS TIM DELVINS AND JAMES BOYD; KEN FARMER MEDALLIST BRANT CHAMBERS; COCA-COLA STAR SEARCH WINNER STEVEN SUMMERTON.

SANFL ATTENDANCES - SEASON 2007

ROUND 1

Thursday 5 April - 7:40pm

Port 22.7 (139) d. Norwood 17.8 (110)	
Coopers Stadium	7,168
Saturday 7 April - 2:00pm	
Eagles 24.19 (163) d. South 11.11 (77)	
Encounter Bay	2,683
Sturt 11.17 (83) d. West 11.8 (74)	
Broadpectrum Oval	2,738
Saturday 7 April - 6:30pm	
Central 16.10 (106) d. North 9.10 (64)	
Hamra Homes Oval	6,414
ROUND TOTAL	19,003
Glenelg Bye	

ROUND 2

Saturday 14 April - 2:00pm

Central 16.14 (110) d. South 7.9 (51)	
Hamra Homes Oval	2,499
Sunday 15 April - 2:00pm	
Port 18.14 (122) d. Eagles 10.10 (70)	
Woodville Oval	3,837
North 19.16 (130) d. West 8.10 (58)	
Prospect Oval	3,050
Sturt 17.8 (110) d. Glenelg 13.6 (84)	
Unley Oval	3,689
ROUND TOTAL	13,075
Norwood Bye	

ROUND 3

Saturday 21 April - 2:00pm

West 15.6 (96) d. Glenelg 12.20 (92)	
Challenge Recruitment Oval	2,198
Sunday 22 April - 2:00pm	
Sturt 20.3 (123) d. Port 16.18 (114)	
Alberton Oval	4,539
South 18.13 (121) d. Norwood 13.11 (89)	
Hickinbotham Oval	2,043
ROUND TOTAL	8,780
Central, Eagles, North bye	

ROUND 4

Wednesday 25 April - 3:00pm

Central 23.13 (151) d. Eagles 11.3 (69)	
Thebarton Oval	4,631
Saturday 28 April - 2:00pm	
Glenelg 6.4 (40) d. Port 4.9 (33)	
Challenge Recruitment Oval	1,811
Norwood 11.15 (81) d. Sturt 4.7 (31)	
Unley Oval	2,145
North 10.12 (72) - South 11.6 (72)	
Prospect Oval	1,779
ROUND TOTAL	10,366
West Bye	

ROUND 5

Friday 4 May - 7:40pm

North 14.11 (95) d. Norwood 11.14 (80)	
Coopers Stadium	4,281
Saturday 5 May - 2:00pm	
West 12.10 (82) d. Eagles 10.18 (78)	
Broadpectrum Oval	1,914
Port 12.18 (90) d. South 10.10 (70)	
Alberton Oval	2,585
Central 15.12 (102) d. Glenelg 12.7 (79)	
Hamra Homes Oval	3,273
ROUND TOTAL	12,053
Sturt Bye	

ROUND 6

Friday 11 May - 7:40pm

Central 23.11 (149) d. Norwood 13.9 (87)	
Coopers Stadium	3,850
Saturday 12 May - 2:00pm	
North 15.10 (100) d. Sturt 8.6 (54)	
Prospect Oval	3,178
Sunday 13 May - 2:00pm	
Port 19.14 (128) d. West 18.12 (120)	
Alberton Oval	2,329
Eagles 16.9 (105) d. Glenelg 11.10 (76)	
Challenge Recruitment Oval	2,400
ROUND TOTAL	11,757
South Bye	

ROUND 7

Saturday 19 May - 2:00pm

Eagles 15.10 (100) d. Sturt 12.4 (76)	
Woodville Oval	1,877

Norwood 17.9 (111) d. West 15.10 (100)	
Broadpectrum Oval	1,997
Saturday 19 May - 6:30pm	
Central 12.11 (83) d. Port 11.7 (73)	
Hamra Homes Oval	6,673
Sunday 20 May - 2:00pm	
South 14.13 (97) d. Glenelg 12.11 (83)	
Hickinbotham Oval	1,834
ROUND TOTAL	12,381
North Bye	

ROUND 8

Saturday 26 May - 2:00pm

Norwood 14.18 (102) d. Port 10.12 (72)	
Alberton Oval	3,272
Central 16.7 (103) d. North 10.8 (68)	
Prospect Oval	3,699
Sturt 17.9 (111) d. West 14.11 (95)	
Unley Oval	2,175
Sunday 27 May - 2:00pm	
Eagles 21.12 (138) d. South 11.13 (79)	
Woodville Oval	1,755
ROUND TOTAL	10,901
Glenelg bye	

ROUND 9

Friday 1 June - 7:40pm

Norwood 15.10 (100) d. Glenelg 9.13 (67)	
Coopers Stadium	2,526
Saturday 2 June - 2:00pm	
Central 20.6 (126) d. West 5.8 (38)	
Berr Oval	2,428
North 18.28 (136) d. Port 9.8 (62)	
Alberton Oval	2,720
Sunday 3 June - 2:00pm	
Sturt 16.14 (110) d. 8.12 (60)	
Hickinbotham Oval	1,974
ROUND TOTAL	9,648
Eagles Bye	

ROUND 10

Saturday 9 June - 2:00pm

Norwood 19.11 (125) d. Eagles 11.7 (73)	
Thebarton Oval	3,191
South 17.16 (118) d. West 8.11 (59)	
Broadpectrum Oval	1,605
Sturt 17.7 (109) d. Central 15.12 (102)	
Unley Oval	3,747
Monday 11 June - 2:00pm	
Glenelg 20.13 (133) d. North 13.7 (85)	
Challenge Recruitment Oval	4,067
ROUND TOTAL	12,610
Port Bye	

ROUND 11

Saturday 16 June - 2:00pm

Sturt 15.8 (98) d. Port 10.11 (71)	
Unley Oval	4,774
Sunday 17 June - 2:00pm	
North 17.8 (110) d. Eagles 12.10 (82)	
Prospect Oval	2,728
Glenelg 26.18 (174) d. West 6.6 (42)	
Challenge Recruitment Oval	2,080
Central 14.11 (95) d. South 10.14 (74)	
Hickinbotham Oval	1,840
ROUND TOTAL	11,422
Norwood Bye	

ROUND 12

Friday 22 June - 7:40pm

Sturt 15.15 (105) d. Norwood 5.15 (45)	
Coopers Stadium	7,227
Saturday 23 June - 2:00pm	
Port 11.14 (80) - Glenelg 12.8 (80)	
Alberton Oval	3,560
Central 15.10 (100) d. Eagles 7.7 (49)	
Hamra Homes Oval	3,827
Sunday 24 June - 2:00pm	
North 21.13 (139) d. South 15.10 (100)	
Hickinbotham Oval	2,275
ROUND TOTAL	16,889
West Bye	

ROUND 13

Saturday 30 June - 2:00pm

Central 34.7 (211) d. Norwood 8.5 (53)	
Hamra Homes Oval	3,423

Eagles 8.11 (59) d. Port 8.9 (57)	
Alberton Oval	2,665
North 19.13 (127) d. West 15.13 (103)	
Broadpectrum Oval	1,683
Glenelg 22.9 (141) d. Sturt 15.14 (104)	
Adelaide Oval	3,360
ROUND TOTAL	11,131
South Bye	

ROUND 14

Saturday 7 July - 2:00pm

North 11.11 (77) d. Norwood 7.10 (52)	
Coopers Stadium	2,227
Eagles 19.21 (135) d. West 8.8 (56)	
Thebarton Oval	1,313
Sunday 8 July - 2:00pm	
Central 14.5 (89) d. Glenelg 10.13 (73)	
Challenge Recruitment Oval	3,242
South 14.5 (89) d. Port 11.10 (76)	
Hickinbotham Oval	2,262
ROUND TOTAL	9,044
Sturt Bye	

ROUND 15

Saturday 14 July - 2:00pm

Central 23.13 (151) d. West 6.6 (42)	
Hamra Homes Oval	2,531
Sturt 25.15 (165) d. South 8.7 (55)	
Unley Oval	2,566
Sunday 15 July - 2:00pm	
Port 16.14 (110) d. North 9.11 (65)	
Prospect Oval	3,826
Glenelg 16.16 (112) d. Norwood 14.15 (99)	
Challenge Recruitment Oval	3,607
ROUND TOTAL	12,530
Eagles Bye	

ROUND 16

Saturday 21 July - 2:00pm

Norwood 18.16 (124) d. South 5.9 (39)	
Coopers Stadium	1,507
Sunday 22 July - 2:00pm	
Eagles 17.12 (114) d. Glenelg 13.15 (93)	
Woodville Oval	2,299
Sturt 16.10 (106) d. North 12.7 (79)	
Unley Oval	4,269
ROUND TOTAL	8,075
Port, West, Central Bye	

ROUND 17

Saturday 28 July - 2:00pm

Eagles 17.16 (118) d. Norwood 13.8 (86)	
Coopers Stadium	2,462
Central 14.7 (91) d. Port 11.12 (78)	
Alberton Oval	3,185
Sturt 14.8 (92) d. West 10.12 (72)	
Broadpectrum Oval	2,306
Glenelg 22.13 (145) d. South 12.9 (81)	
Challenge Recruitment Oval	2,121
ROUND TOTAL	10,074
North Bye	

ROUND 18

Saturday 4 August - 2:00pm

Central 12.13 (85) d. Eagles 11.9 (75)	
Hamra Homes Oval	2,861
Glenelg 13.7 (85) d. West 11.7 (73)	
Broadpectrum Oval	1,523
North 18.8 (116) d. Norwood 8.11 (59)	
Prospect Oval	2,087
Sunday 5 August - 2:00pm	
Port 25.16 (166) d. South 11.13 (79)	
Hickinbotham Oval	1,655
ROUND TOTAL	8,126
Sturt Bye	

ROUND 19

Saturday 11 August - 2:00pm

Eagles 15.8 (98) d. Sturt 12.11 (83)	
Adelaide Oval	3,350
North 13.12 (90) d. Central 8.7 (55)	
Prospect Oval	2,851
Sunday 12 August - 2:00pm	
Glenelg 20.18 (138) d. Port 19.8 (122)	
Challenge Recruitment Oval	4,286
West 19.14 (128) d. South 10.14 (74)	
Hickinbotham Oval	1,387
ROUND TOTAL	11,874
Norwood Bye	

ROUND 20

Saturday 18 August - 2:00pm

Sturt 18.9 (117) d. Port 11.16 (82)	
Alberton Oval	2,843
Eagles 14.12 (96) d. North 13.15 (93)	
Woodville Oval	2,392
Norwood 20.18 (138) d. West 11.10 (76)	
Coopers Stadium	1,890
Saturday 18 August - 6:30pm	
Central 17.11 (113) d. South 8.10 (58)	
Hamra Homes Oval	2,871
ROUND TOTAL	9,996
Glenelg Bye	

ROUND 21

Saturday 25 August - 2:00pm

Glenelg 20.17 (137) d. North 16.6 (102)	
Prospect Oval	2,609
Eagles 19.14 (128) d. West 5.16 (46)	
Broadpectrum Oval	1,620
Port 20.7 (127) d. Norwood 17.14 (116)	
Alberton Oval	2,725
Saturday 25 August - 6:30pm	
Central 16.15 (111) d. Sturt 13.5 (83)	
Hamra Homes Oval	3,931
ROUND TOTAL	10,885
South Bye	

ROUND 22

Saturday 1 September - 2:00pm

Central 16.15 (111) d. Norwood 8.12 (60)	
Coopers Stadium	2,172
Eagles 25.9 (159) d. South 8.8 (56)	
Woodville Oval	1,712
North 22.15 (147) d. West 6.7 (43)	
Prospect Oval	1,875
Glenelg 20.11 (131) d. Sturt 15.7 (97)	
Challenge Recruitment Oval	5,098
ROUND TOTAL	10,857
Port Bye	

ROUND 23

Friday 7 September - 7:40pm

North 15.12 (102) d. Sturt 15.5 (95)	
Adelaide Oval	2,564
Saturday 8 September - 2:00pm	
Eagles 13.14 (92) - Glenelg 14.8 (92)	
Woodville Oval	1,718
Port 21.13 (139) d. West 11.11 (77)	
Broadpectrum Oval	1,487
Norwood 17.15 (117) d. South 15.15 (105)	
Hickinbotham Oval	1,062
ROUND TOTAL	6,831
Central Bye	

FINALS

Sunday 16 September

Adelaide Oval double header:	11,476
Elimination Final - 12:10pm	
Glenelg 8.9 (57) d. Sturt 8.8 (56)	
Qualifying Final - 3:10pm	
North 10.9 (69) d. Eagles 8.14 (62)	

Sunday 23 September

Adelaide Oval double header:	14,764
First Semi-Final - 12:10pm	
Eagles 13.9 (87) d. Glenelg 12.9 (81)	
Second Semi-Final - 3:10pm	
Central 10.16 (76) d. North 7.14 (56)	

Sunday 30 September

Adelaide Oval	7,794
Preliminary Final - 3:10pm	
North 18.14 (122) d. Eagles 15.6 (96)	

Sunday 7 October

AAMI Stadium	30,493
Grand Final - 3:10pm	
Central 16.11 (107) d. North 5.12 (42)	

MAJOR ROUND TOTAL 64,527

Total SANFL Attendance 2007 322,825



FIFTH QUARTER AWARDS, WINNERS & RESULTS

SOUTH AUSTRALIAN FOOTBALL HALL OF FAME

On August 14, the state's football community paid tribute to ten outstanding individuals, inducting them into South Australian football's most illustrious club – the West End South Australian Football Hall of Fame.

The SA Football Hall of Fame, established in 2002, enshrines and recognises players, coaches, administrators and media representatives who have made a most significant contribution to the Game of Australian Football.

Ian Day

- 135 games & 178 goals for West Adelaide & South Adelaide 1952-1964
- South Adelaide Premiership 1964
- South Adelaide Captain 1963
- Club Leading Goalkicker 1956 & 1964
- Leading television football commentator for 30 years
- SANFL Gold Media Award 1991

Bruce Abernethy

- 302 games & 154 goals for Port Adelaide, North Melbourne, Collingwood & Adelaide 1979-1992
- 7 Port Adelaide Premierships
- Best & Fairest Port Adelaide 1987
- 10 State Games
- Jack Oatey Medallist 1988
- Channel 7 sports journalist & presenter since 1990

Jeff Bray

- 230 games & 85 goals for West Adelaide & South Melbourne 1956-1970
- 8 State Games
- West Adelaide Premiership 1961
- Best & Fairest West Adelaide 1960 & 1963
- Advertiser Player of the Year 1963

Scott Hodges

- 221 games & 790 goals for Port Adelaide and Adelaide 1987-1998
- 3 State Games
- 8 Port Adelaide Premierships
- Magarey Medallist 1990
- Best & Fairest Port Adelaide 1990 & 1996
- 6 times Club Leading Goalkicker (5 Port Adelaide, 1 Adelaide)
- Ken Farmer Medallist 1990, 1994, 1996
- SANFL record holder for most goals kicked in a season 153 (1990)

Andrew McKay

- 284 games for Glenelg and Carlton 1991-2003
- 6 State Games
- Fos Williams Medallist 1999
- Carlton Premiership 1995
- Carlton Captain & Best & Fairest 2003
- All Australian 1993, 1999, 2000, 2001

Mark Bickley

- 336 games & 131 goals for South Adelaide and Adelaide 1989-2003
- Adelaide Captain 1997-2000
- Adelaide Premierships 1997 & 1998
- 7 State Games
- Adelaide Team of the Decade 2000
- First Adelaide player to play 150 games

Max Hall, OAM

- Field Umpire 80 games 1953-1956
- Grand Final Umpire 1955
- Australian Championships Umpire 1953 & 1956
- Leading football commentator with radio 5KA in the 1950s & 1960s
- Pioneer of SANFL football television coverage and commentator 1960s & 1970s
- Anchor of Channel 9's Sunday Football Show & Saturday Night Football Inquest

John Taylor

- 258 games & 87 goals for West Adelaide & Glenelg 1936-1952
- 4 State Games
- West Adelaide Premiership 1947
- West Adelaide Captain 1945, 1947, 1948
- West Adelaide Coach 1948 - 1949
- Glenelg Captain Coach 1950-1952
- First player to play 200 SANFL games

Kevin McSporran

SANFL

- 190 games & 245 goals West Torrens & Woodville 1969-1983
- 3 State Games
- 4 Best & Fairest & 1 Leading Goalkicker West Torrens

COUNTRY

- 221 games & 447 goals West Augusta 1966-1989
- 7 Premierships & 6 Best & Fairest West Augusta
- 4 Madigan Medals Spencer Gulf Football League
- Coach West Augusta and Quorn Wilsden 1985-1994
- 3 times Premiership Coach
- 8 Inter League Matches - 4 as Captain Coach

Andrew Jarman

- 326 games & 231 goals for North Adelaide, Norwood & Adelaide 1983-1997
- 15 State Games
- 5 Fos Williams Medals
- 2 Premierships - North Adelaide 1987 & Norwood 1997
- Magarey Medallist 1987 & 1997
- 3 Best & Fairests North Adelaide & Norwood
- All Australian 1987
- Adelaide Team of the Decade 2000

SOUTH AUSTRALIAN FOOTBALL HALL OF FAME MEMBERS

1877-1900

John Acraman †
Anthony J (Bos) Daly †
John D (Bunny) Daly †
John C (Dinny) Reedman †
A E (Topsy) Waldron †
1901 - 1930
J (Alby) Bahr †
Leslie C Dayman †
Percy S N Furler †
Frank H Golding †
H H (Jim) Handby †
Henry R Head †
S (Shine) Hosking †
W. Vic Johnson †
Tom J Leahy †
Percy Lewis †
Alick G Lill †
Tom D MacKenzie †
H (Bruce) McGregor †
Frank Marlow †
Hugh Millard †
Dan Moriarty †
W (Harold) Oliver †
Jack Owens †
John Quinn †
Victor Y Richardson †
Len D Sallis †
Walter Scott †

J J (Jack) Tredrea †
Syd C White †
J J (John) Woods †
1931-1960
John W Abley
Ken Aplin+
Dave E Boyd
Colin J Churchett
Jack Cockburn †
Allan J Crabb †
F (Neil) Davies
J (Jim) G Deane
Brian K Faehse
Ken W G Farmer †
Len C Fitzgerald †
John Forrester, MBE †
Don H Gilbourne
R W (Bob) Hank
Neville C Hayes
Lindsay H Head, MBE
Ned Hender †
Thomas Seymour Hill,
OBE †
George B Johnston †
A (Tony) Kenny †
Ray W H Kutchner †
John Lynch
John E Marriott †
Ian L McKay

A R (Bob) McLean, OBE †
P.T. (Bo) Morton, OAM †
Geoff Motley, OAM
Max A Murdy †
Doug W Olds †
Jeff Pash
H (Ron) Phillips †
R B (Bob) Quinn
Alan R. (Bull) Reval
Cliff G Semmler, AM †
Bernie K Smith †
Colin G Smith †
J (Laurie) Sweeney
John T Taylor †
Clayton C Thompson
Frank J Tully †
A E (Ted) Whelan
Fos N Williams, AM †
1961-1990
Brenton C Adcock
Merv S Agars
Michael C Ash
Paul L Bagshaw, MBE
Barrie Barbary
J (Fred) Bills
Malcolm Blight, AM
Jeff Bray †
Don M Brebner, AM
Haydn Bunton Jnr

John V Cahill
Ian Day
Peter G Carey
Graham S Cornes, OAM
Neil P Craig
Peter M Darley
E R (Ricky) Davies
Robert J Day
Murray E Ducker
Russell F Ebert, OAM
Ken J Eustice
Tim N Evans
Des Foster
Michael W Graham
Norm L Grimm †
John A Halbert, MBE
R A (Bob) Hammond, AM
Max Hall, OAM
Kym H Hodgeman
Ray Huppertz
Lawrie Jervis Jnr †
D (Neil) Kerley, AM
Rick Kinnear
Peter J Kitschke
Ron G Kneebone
R W (Bob) Lee †
Don Lindner
Peter F J Marker
Kevin McSporran

Peter Mead
Mark B Naley
Philip (Sandy) Nelson
Michael A Nunan
Jack Oatey, AM †
Robert R Oatey, OAM
Greg I Phillips
D K (Fred) Phillis
Rodney Pope
Jeff G Potter
Michael J Redden
Colin H Richens
Don V Roach
Allan Roberts
Neville Roberts
Barrie C Robran, MBE
Rick F Schoff
Gordon Schwartz
Ralph S Sewer
R O (Bob) Shearman †
Robert Simunsen
Alton Smith
Michael S Taylor
K A (Bill) Wedding †
Paul L Weston
Gary Window

1991 Onwards

Bruce Abernethy
Laurie J Argent
Max Basheer, AM
Mark Bickley
Craig Bradley
Brian A Cunningham
Grantley C Fielke
Scott Hodges
Wayne Jackson
Andrew N Jarman
Darren Jarman
Stephen S Kernahan
Bruce Lindsay
Andrew I McKay
David Marshall
Chris S McDermott
A B (Tony) McGuinness
Mark J Mickan
Wally Millar, OAM
John P Platten
Shaun Rehn
Andrew P Rogers
Mark Williams

† Denotes deceased
2007 Inductees in bold



EXCELLENT SERVICE: 2007 SA FOOTBALL HALL OF FAME INDUCTEES – IAN DAY, BRUCE ABERNETHY, JEFF BRAY, SCOTT HODGES, ANDREW MCKAY, MARK BICKLEY, MAX HALL OAM, JOHN TAYLOR, KEVIN MCSPORRAN, ANDREW JARMAN;2008 LIFE MEMBER INDUCTEES – GREG BOULTON, DAVID SHIPWAY, PETER WOITE, MARK CLAYTON, SCOTT BAMFORD.

SANFL LIFE MEMBERS

At the 2008 AGM three new SANFL League Life Members and two new Player Life Members were welcomed to a select group that has given great service to the game.

GREG BOULTON – League Life Member

- Port Adelaide FC President (AFL) 1996 – Present
- Port Adelaide FC President (SANFL) 1992 – 1996
- SANFL League Director 1990
- Port Adelaide FC Board (Finance Director) 1990
- Port Adelaide FC Board (Membership Director) 1988
- Port Adelaide FC Vice President (SANFL) 1982 – 1986

DAVID SHIPWAY – League Life Member

- SA Football Commissioner 1997 – Present
- Affiliated Leagues Council Chairman 2006 – Present
- SA Football Commission Salary Cap Sub-Committee 1997 – Present
- SANFL Community Facility Fund Committee 2007 – Present
- West Adelaide FC President 1990 – 1994
- West Adelaide FC Chairman 1988 – 1989
- West Adelaide FC Board Member 1984 – 1994

PETER WOITE – League Life Member

- SANFL Drug & Disciplinary Committee 2003 – Present
- State League Selector / Team Manager 1996
- 201 games for Port Adelaide & Glenelg FCs 1969 – 1980
- Magarey Medallist 1975

MARK CLAYTON – Player Life Member

- 215 games & 96 goals for Port Adelaide Magpies FC 1997 – Present
- Port Adelaide Magpies FC Captain 2006 – Present
- 1 game for South Australia 2006
- Port Adelaide Magpies FC Premiership 1999
- Port Adelaide Magpies FC Life Member 2005
- Port Adelaide Magpies FC Most Courageous & Dedicated 1997,99,2002,05
- Port Adelaide Magpies FC Most Dedicated 2000,03,06

SCOTT BAMFORD – Player Life Member

- 201 games & 160 goals for North Adelaide FC 1993 – 1995
- 2000 – 2007
- 59 games with Fitzroy FC, Brisbane FC & Geelong FC 1996 – 1999
- North Adelaide FC Life Member 2005

SANFL RECOGNITION AWARDS

The SANFL annually recognises those who have rendered outstanding service to its clubs and the League. The following awards were presented at the 2007 junior Grades Presentation Dinner in October:

AFL Merit Award

Mr David Hilterbrand - SANFL

SANFL Merit Award

Mr Terry Hicks – Central District

Mr Gary Sholdis – Woodville West Torrens

SANFL Service Awards

Mrs Nancy Stoodley - Woodville West Torrens

STANLEY H. LEWIS TROPHY

To perpetuate the memory of the late Stanley H. Lewis, former Chairman of the South Australian National Football League, the League introduced the Stanley H. Lewis Memorial Trophy in 1962. The trophy is awarded to the best performed club across the four grades of the competition – League, Reserves, Under 19 and Under 17. Points are allocated on the following basis: League win – 100 points, Reserves win – 50 points, Under 19 win – 30 points, Under 17 win – 20 points
Congratulations to the Central District Football Club on winning its fifth Stanley H. Lewis Trophy.

	League	Reserves	U/19	U/17	TOTAL
Central District	1800	550	420	100	2870
North Adelaide	1250	600	240	300	2390
Sturt	1200	400	450	300	2350
Glenelg	1100	700	360	120	2280
Port Adelaide Magpies	850	400	570	280	2100
Eagles	1250	300	210	220	1980
Norwood	800	650	90	280	1820
South Adelaide	450	650	60	120	1280
West Adelaide	300	250	300	80	930

SANFL LEAGUE LIFE MEMBERS

J. Sweeny † 1907	S.H. Lewis † 1944	C.A Darwent † 1965	W.H. Miller, OAM 1986	G.H. Parsons 2001
C.H. Nitschke † 1908	J.G. Matthews † 1944	M.A. Murdy † 1966	P.W. Shugg 1986	J.C. Ferguson 2001
W.H. Harvey † 1909	J.W. Daly † 1944	L.J. Martin † 1966	F.G. Bear † 1987	R.E. Campbell 2001
W.C. Coombes † 1911	C.L. Martin † 1945	R.W.H. Kutcher, OAM † 1970	R.C. Kinsman, JP 1987	L.G. Stevens 2001
F. Marlow † 1912	T.J. Leahy † 1945	His Hon. Mr D.M. 1972	Dr. B.G. Sando, OAM 1988	K.J. Russell 2001
A.C. Thomas † 1914	W.J. Milhinch † 1946	Brebner, AM 1972	K.L. Aplin † 1989	K.R. Angel 2002
W.B. Griffiths † 1914	J. Hume † 1948	M.R. Basheer, AM 1972	J.D. Condon 1990	P.J. Alexander, APM 2003
B.G. Lamprell † 1914	C.L. Shea, MBE † 1948	N.L. Grimm † 1974	D.A. Swain, DCM 1990	R. Champness 2004
J. Hodge † 1919	M. Bloustein † 1949	J.H. Whelan † 1974	R.R. Farnham 1991	D.P. McSweeney 2004
S.H. Suckling † 1921	F.T.P.Heidenrich † 1949	C.L. Pyatt † 1975	W.M. Richardson 1991	C. Patterson 2004
J.F. Bennett † 1922	W.H. Jackson † 1950	A.D. Hickinbotham AM 1975	M.J. Whitford 1993	D.A. McCaffrie 2005
W.B. Tank † 1922	FK. Gould † 1950	T.W. Bonnily 1975	D.E. Boyd 1994	R.J. Payze 2006
J.J.Woods † 1923	W.L. Gately † 1953	R.W. Lee † 1975	J.R. Spillane 1994	R.A. Hammond, AM 2006
C.F.Young † 1925	E. Rix † 1956	J.E. Masson † 1975	D.B Butterfield 1995	M. Williams † 2006
J.F. Dawes † 1925	J.W. Forrester, MBE † 1957	J. Oatey, AM † 1981	G.S. Cornes, OAM 1995	T. Jaques 2007
H.W. Tomkins † 1929	F.J. McCallum † 1958	FN. Williams, AM † 1981	W.B. Sanders 1995	J. Robinson 2007
E.H. Tassie † 1930	A.R McLean, OBE † 1959	H.L. Madigan, OAM † 1982	J.V. Cahill 1996	G. Boulton 2008
C.A. Rugless † 1931	L.J. Thompson † 1959	B.A. Wilson 1982	L.R. Whicker 1996	D. Shipway 2008
E. MacArthur † 1933	E.W. Wadham † 1960	N. Russell, OAM 1982	B.F. Beazley 1997	P. Woite 2008
A. Kenny † 1934	J. Wadham † 1960	FB. Moran, QC † 1983	R.J. Magor 1997	
T.S. O'Halloran, KC † 1935	R.G. Bailey † 1961	R.K. Smith † 1984	D.W. Thomas 1997	
T.S. Hill, OBE † 1936	H.E. Clamp † 1962	The Hon. Justice K.P. 1985	R.R. Tuohy 1997	
E. Millhouse, KC † 1937	PA. Read, MBE † 1962	Duggan,AM 1985	M.F. Tippet 1998	
C. Hayter † 1937	C.M.A. Croft † 1963	M.E. Ducker 1985	K.E. Grant 1998	
S.W. Brooks † 1940	L.W. Currie † 1963	D.V. Roach 1985	J.R.Coppins 1999	
T.R.L. Alderman † 1941	E.R. Curnow † 1964	D.N. Kerley, AM 1985	N. Ferraro 1999	
H.G. Stock † 1942	S.G.B. Wilson † 1964	D.J. Wark 1985	P.J.Page 1999	
W.G. Noal † 1943	C.G. Semmler † 1965	J.A. Halbert, MBE 1986	C.W. Francis 2000	

† Denotes deceased

FIFTH QUARTER

AWARDS, WINNERS & RESULTS

LEAGUE PREMIERSHIPS

PREMIERS 1877-1896

1877	1878	1879	1880	1881	1882	1883	1884	1885	1886
South	Norwood	Norwood	Norwood	Norwood	Norwood	Norwood	Port	South	Adelaide
1887	1888	1889	1890	1891	1892	1893	1894	1895	1896
Norwood	Norwood	Norwood	Port	Norwood	South	South	Norwood	South	South

PREMIERSHIP PLACINGS 1897 – 2004

YEAR	1897	1898	1899	1900	1901	1902	1903	1904	1905
Premier	Port	South	South	North	Norwood	North	Port	Norwood	North
2nd	South	Port	Norwood	South	Port	South	South	Port	Port
3rd	Norwood	Norwood	Port	Torrens	North	Port	North	South	Norwood
4th	North	North	Torrens	Norwood	South	Torrens	Norwood	North	South
5th	Torrens	Torrens	West	West	West	Norwood	Torrens	Sturt	Sturt
6th	West	West	North	Port	Torrens	West	West	Torrens	Torrens
7th					Sturt	Sturt	Sturt	West	West

YEAR	1906	1907	1908	1909	1910	1911	1912	1913	1914
Premier	Port	Norwood	West	West	Port	West	West	Port	Port
2nd	North	Port	Norwood	Port	Sturt	Port	Port	North	North
3rd	Norwood	Torrens	Port	Norwood	Norwood	North	Torrens	West	Sturt
4th	Sturt	North	North	Torrens	Torrens	Sturt	Sturt	Sturt	Torrens
5th	South	South	South	Sturt	West	Norwood	South	South	West
6th	Torrens	West	Torrens	North	North	Torrens	Norwood	Torrens	South
7th	West	Sturt	Sturt	South	South	South	North	Norwood	Norwood

YEAR	1915	1916 - 1918	1919	1920	1921	1922	1923	1924	1925
Premier	Sturt		Sturt	North	Port	Norwood	Norwood	Torrens	Norwood
2nd	Port	Competition	North	Norwood	Norwood	West	Sturt	Sturt	Port
3rd	South	Suspended	Torrens	Port	South	Torrens	South	Norwood	Sturt
4th	West	during	Port	Torrens	Sturt	South	North	Port	Torrens
5th	Torrens	WW I	West	Sturt	North	Port	West	South	West
6th	North		South	South	Torrens	North	Torrens	North	North
7th	Norwood		Norwood	West	West	Sturt	Port	West	South
					Glenelg	Glenelg	Glenelg	Glenelg	Glenelg

YEAR	1926	1927	1928	1929	1930	1931	1932	1933	1934
Premier	Sturt	West	Port	Norwood	North	North	Sturt	Torrens	Glenelg
2nd	Port	North	Norwood	Port	Port	Sturt	North	Norwood	Port
3rd	Norwood	Port	West	West	Norwood	Port	Norwood	Sturt	Sturt
4th	North	Torrens	North	Torrens	Sturt	Norwood	Port	North	Torrens
5th	Torrens	Sturt	Torrens	North	West	Torrens	West	Port	North
6th	West	Norwood	Sturt	Sturt	South	Glenelg	Torrens	Glenelg	West
7th	Glenelg	Glenelg	Glenelg	Glenelg	Glenelg	South	Glenelg	South	Norwood
8th	South	South	South	South	Torrens	West	South	West	South

YEAR	1935	1936	1937	1938	1939	1940	1941	1942 - 1944	1945
Premier	South	Port	Port	South	Port	Sturt	Norwood		Torrens
2nd	Port	Sturt	South	Port	Torrens	South	Sturt	Competition	Port
3rd	Sturt	North	Norwood	Norwood	South	Port	West	suspended	Norwood
4th	Norwood	South	Torrens	Torrens	Norwood	Norwood	Port	during	North
5th	Torrens	Norwood	North	North	North	West	South	WW2	Sturt
6th	North	Torrens	Sturt	Sturt	Sturt	North	Glenelg		West
7th	West	Glenelg	West	West	West	Torrens	North		Glenelg
8th	Glenelg	West	Glenelg	Glenelg	Glenelg	Glenelg	Torrens		South

YEAR	1946	1947	1948	1949	1950	1951	1952	1953	1954
Premier	Norwood	West	Norwood	North	Norwood	Port	North	Torrens	Port
2nd	Port	Norwood	Torrens	Torrens	Glenelg	North	Norwood	Port	West
3rd	West	Port	West	Norwood	Port	Glenelg	Port	Glenelg	Torrens
4th	Sturt	Sturt	Sturt	West	Torrens	Torrens	Torrens	Norwood	Norwood
5th	Torrens	Torrens	North	Glenelg	North	Norwood	Glenelg	North	North
6th	North	North	Glenelg	Port	West	West	West	West	Sturt
7th	South	Glenelg	Port	South	Sturt	Sturt	South	Sturt	South
8th	Glenelg	South	South	Sturt	South	South	Sturt	South	Glenelg



LEAGUE PREMIERSHIP TEAMS OF THE 21ST CENTURY: THOMAS SEYMOUR HILL TROPHY; CENTRAL DISTRICT CLAIM THEIR FIRST OF SIX PREMIERSHIPS IN EIGHT SEASONS IN 2000; CENTRAL DISTRICT'S 2003 PREMIERSHIP; 2002 PREMIERS THE STURT FOOTBALL CLUB; 2006 PREMIERS THE WOODVILLE-WEST TORRENS FOOTBALL CLUB.

YEAR	1955	1956	1957	1958	1959	1960	1961	1962	1963
Premier	Port	Port	Port	Port	Port	North	West	Port	Port
2nd	Norwood	West	Norwood	West	West	Norwood	Norwood	West	North
3rd	Sturt	North	West	North	Glenelg	Port	Port	Norwood	Torrens
4th	Torrens	Norwood	Torrens	Norwood	Sturt	West	Torrens	Torrens	West
5th	North	Torrens	Sturt	Torrens	Torrens	Torrens	North	Glenelg	Norwood
6th	Glenelg	Glenelg	North	South	Norwood	Sturt	South	North	Sturt
7th	West	South	Glenelg	Glenelg	North	South	Glenelg	Sturt	Glenelg
8th	South	Sturt	South	Sturt	South	Glenelg	Sturt	South	South
YEAR	1964	1965	1966	1967	1968	1969	1970	1971	1972
Premier	South	Port	Sturt	Sturt	Sturt	Sturt	Sturt	North	North
2nd	Port	Sturt	Port	Port	Port	Glenelg	Glenelg	Port	Port
3rd	Sturt	South	North	North	North	West	Port	Central	Central
4th	Glenelg	Norwood	South	Glenelg	West	Torrens	North	Sturt	Norwood
5th	Torrens	North	Torrens	South	Glenelg	North	Norwood	Norwood	Sturt
6th	Norwood	Glenelg	West	Norwood	South	Port	West	Glenelg	Glenelg
7th	West	Central	Norwood	West	Torrens	Woodville	Central	Torrens	Torrens
8th	North	Torrens	Woodville	Torrens	Central	Central	Torrens	West	Woodville
9th	Woodville	West	Central	Central	Woodville	Norwood	Woodville	South	South
10th	Central	Woodville	Glenelg	Woodville	Norwood	South	South	Woodville	West
YEAR	1973	1974	1975	1976	1977	1978	1979	1980	1981
Premier	Glenelg	Sturt	Norwood	Sturt	Port	Norwood	Port	Port	Port
2nd	North	Glenelg	Glenelg	Port	Glenelg	Sturt	South	Norwood	Glenelg
3rd	Sturt	Port	Port	Glenelg	West	Port	Central	Sturt	Norwood
4th	Norwood	Norwood	Sturt	Norwood	South	Glenelg	Norwood	Glenelg	South
5th	Port	Torrens	North	West	Norwood	Torrens	Woodville	Torrens	West
6th	Central	Central	West	Central	Torrens	Woodville	North	Central	Sturt
7th	Torrens	North	Central	South	Sturt	South	Glenelg	South	Central
8th	Woodville	South	South	North	North	Central	Torrens	North	North
9th	South	Woodville	Woodville	Woodville	Woodville	West	Sturt	West	Torrens
10th	West	West	Torrens	Torrens	Central	North	West	Woodville	Woodville
YEAR	1982	1983	1984	1985	1986	1987	1988	1989	1990
Premier	Norwood	West	Norwood	Glenelg	Glenelg	North	Port	Port	Port
2nd	Glenelg	Sturt	Port	North	North	Glenelg	Glenelg	North	Glenelg
3rd	Port	Norwood	Glenelg	West	Woodville	Norwood	Norwood	Norwood	North
4th	Sturt	North	Central	Norwood	Port	Port	Central	Central	South
5th	Central	South	South	Sturt	Norwood	Woodville	Sturt	Glenelg	Norwood
6th	West	Port	West	Central	Central	Torrens	North	Torrens	West
7th	North	Glenelg	Sturt	Port	West	West	Woodville	West	Central
8th	South	Central	North	South	Sturt	Central	West	Woodville	Woodville
9th	Torrens	Torrens	Torrens	Torrens	South	Sturt	Torrens	South	Torrens
10th	Woodville	Woodville	Woodville	Woodville	Torrens	South	South	Sturt	Sturt
YEAR	1991	1992	1993	1994	1995	1996	1997	1998	1999
Premier	North	Port	Eagles	Port	Port	Port	Norwood	Port	Port
2nd	West	Glenelg	Norwood	Eagles	Central	Central	Port	Sturt	Norwood
3rd	South	Eagles	Port	Central	Norwood	Norwood	Central	West	Eagles
4th	Eagles	North	Glenelg	Norwood	North	Eagles	North	Norwood	Glenelg
5th	Port	South	Central	Glenelg	West	West	Sturt	Central	Sturt
6th	Glenelg	West	South	North	South	North	West	Eagles	West
7th	Norwood	Norwood	North	South	Glenelg	Glenelg	Eagles	South	Central
8th	Central	Central	West	West	Eagles	South	Glenelg	North	South
9th	Sturt	Sturt	Sturt	Sturt	Sturt	Sturt	South	Glenelg	North
YEAR	2000	2001	2002	2003	2004	2005	2006	2007	
Premier	Central	Central	Sturt	Central	Central	Central	Eagles	Central	
2nd	Eagles	Eagles	Central	West	Eagles	Eagles	Central	North	
3rd	Sturt	Port	Norwood	Eagles	Sturt	Port	North	Eagles	
4th	Port	Norwood	Eagles	Sturt	North	North	South	Glenelg	
5th	Norwood	West	West	Port	West	Sturt	Port	Sturt	
6th	South	Sturt	Port	Norwood	Port	Norwood	Glenelg	Port	
7th	West	South	North	South	Glenelg	South	Norwood	Norwood	
8th	North	North	South	Glenelg	South	Glenelg	Sturt	South	
9th	Glenelg	Glenelg	Glenelg	North	Norwood	West	West	West	

FIFTH QUARTER

AWARDS, WINNERS & RESULTS

MINOR GRADE PREMIERSHIPS

RESERVES PREMIERS

1919	Torrens
1920	Torrens
1921	Norwood
1922	Torrens
1923	Port
1924	Torrens
1925	North
1926	Torrens
1927	Torrens
1928	North
1929	West
1930	Norwood
1931	Torrens
1932	North
1933	Port
1934	North
1935	Torrens
1936	Port
1937	Norwood
1938	Norwood
1939	Norwood
1940	West
1941	Torrens
1946	Torrens
1947	Port
1948	Port
1949	Sturt

1950	Torrens
1951	West
1952	Port
1953	Torrens
1954	Torrens
1955	Port
1956	Port
1957	Port
1958	Port
1959	Port
1960	Norwood
1961	Norwood
1962	Torrens
1963	Port
1964	North
1965	North
1966	North
1967	Glenelg
1968	Torrens
1969	Norwood
1970	Norwood
1971	Central
1972	Norwood
1973	Woodville
1974	Norwood
1975	Norwood
1976	Norwood
1977	Sturt
1978	Norwood

1979	South
1980	Port
1981	Glenelg
1982	Glenelg
1983	Port
1984	Torrens
1985	Norwood
1986	Norwood
1987	Woodville
1988	Port
1989	Central
1990	Torrens
1991	South
1992	Eagles
1993	Eagles
1994	West
1995	Norwood
1996	Port
1997	Port
1998	Norwood
1999	Sturt
2000	Eagles
2001	Eagles
2002	Central
2003	Central
2004	Eagles
2005	North
2006	North
2007	Glenelg

UNDER 19 PREMIERS

1937	North
1938	Torrens
1939	Torrens
1940	Norwood
1941	Torrens
1942	North
1943	West
1944	West
1945	Norwood
1946	Port
1947	Norwood
1948	North
1949	North
1950	Port
1951	Sturt
1952	Norwood
1953	Port
1954	North
1955	Torrens
1956	Torrens
1957	Torrens
1958	Sturt
1959	Glenelg
1960	Norwood
1961	North
1962	Port
1963	Norwood

1964	Sturt
1965	Norwood
1966	North
1967	Glenelg
1968	West
1969	Glenelg
1970	Central
1971	Norwood
1972	Norwood
1973	Torrens
1974	Port
1975	Port
1976	Port
1977	Port
1978	West
1979	Glenelg
1980	Norwood
1981	Central
1982	Central
1983	Norwood
1984	Sturt
1985	Norwood
1986	Norwood
1987	Sturt
1988	Norwood
1989	Torrens
1990	Norwood
1991	Port
1992	Glenelg

1993	South
1994	South
1995	Norwood
1996	Eagles
1997	Norwood
1998	Eagles
1999	Port
2000	Eagles
2001	Port
2002	West
2003	Central
2004	West
2005	North
2006	Port
2007	Port

UNDER 17 PREMIERS

1939	North
1940	North
1941	Sturt
1947	North
1948	West
1949	Sturt
1950	North
1951	Port
1952	North
1953	Torrens
1954	Torrens

1955	Port
1956	North
1957	Torrens
1958	Glenelg
1959	Glenelg
1960	Glenelg
1961	Port
1962	Woodville
1963	Sturt
1964	Woodville
1965	Norwood
1966	Central
1967	Woodville
1968	Woodville
1969	North
1970	North
1971	Port
1972	Port
1973	Woodville
1972	Port
1974	Sturt
1975	Glenelg
1976	Sturt
1977	Central
1978	Central
1979	Central
1980	Sturt
1981	Norwood
1982	Norwood

1983	Norwood
1984	Norwood
1985	Central
1986	Norwood
1987	North
1988	Norwood
1989	Norwood
1990	South
1991	Norwood
1992	Central
1993	Eagles
1994	Port
1995	South
1996	Central
1997	North
1998	Eagles
1999	Eagles
2000	Eagles
2001	West
2002	West
2003	Sturt
2004	Central
2005	North
2006	West
2007	North

LEADING GOALKICKERS (Premiership Matches)

1877	Young, J. (Adelaide)	14
1878	Dedman, W. H. J. (Norwood)	12
1879	Dedman, W. H. J. (Norwood)	12
1880	Traynor, J. (Norwood)	7
1881	Pollock, E. (Norwood)	7
	Duffy, W.J. (Norwood)	7
1882	Wardrop, H.J. (South)	14
1883	Litchfield, J.E. (Port)	13
1884	Roy, R.P. (Port)	22
1885	Hill, H.R. (South)	19
1886	Stephens, R. (Adelaide)	17
1887	Bushby, A. (South)	25
1888	Woods, C. (Norwood)	29
1889	Fry, C. (Port)	32
1890	McKenzie, J. (Port)	54
1891	Woods, C. (Norwood)	55
1892	Woods, C. (Norwood)	46
1893	Daly, A. (Norwood)	88
1894	Daly, A. (Norwood)	47
1895	Daly, A. (Norwood)	46
1896	Kay, J. (South)	25
1897	Tompkins, J. (Port)	27
1898	Kay, J. (South)	35
1899	Daly, A. (Norwood)	32
1900	Daly, A. (Torrens)	27
1901	Miller, W. (Norwood)	44
1902	Kay, J. (South)	28
1903	Daly, A. (North)	54
1904	Miller, W. (Norwood)	35
1905	Mathieson, J. (Port)	30
	Daly, A. (North)	30
1906	Mathieson, J. (Port)	42
1907	Quinn, J. (Port)	32
1908	Mathieson, J. (Port)	33
1909	Townsend, R. (Norwood)	22

1910	Hansen, F. (Port)	46
1911	Hansen, F. (Port)	41
1912	Hansen, F. (Port)	37
1913	Hansen, F. (Port)	39
1914	Dunn, J. (Port)	33
1915	Fitzgerald, F. (West)	31
1916	Suspended during WWI	
1917	Suspended during WWI	
1918	Suspended during WWI	
1919	Lackman, L. (Port)	26
1920	Golding, F. (Sturt)	30
1921	Bent, R. (Norwood)	42
1922	Hart, T. (Norwood)	50
1923	Lewis, P. (North)	58
1924	Bent, R. (Norwood)	53
1925	Bent, R. (Norwood)	59
1926	Bent, R. (Norwood)	65
1927	Owens, J. (Glenelg)	80
1928	Owens, J. (Glenelg)	83
1929	Dayman, L.C. (Port)	86
1930	Farmer, K. (North)	105
1931	Farmer, K. (North)	126
1932	Farmer, K. (North)	102
	Owens, J. (Glenelg)	102
1933	Farmer, K. (North)	112
1934	Farmer, K. (North)	106
1935	Farmer, K. (North)	128
1936	Farmer, K. (North)	134
1937	Farmer, K. (North)	108
1938	Farmer, K. (North)	112
1939	Farmer, K. (North)	113
1940	Farmer, K. (North)	123
1941	Schultz, B. (Norwood)	100
1942	Reynolds, R. (Sturt/South)	45
1943	Isaac, W. E. (Norwood/ North)	73
1944	Isaac, W. E. (Norwood/ North)	76

1945	Scott, S. (South)	64
1946	Dalwood, P. (Norwood)	70
1947	McLean, A. R. (Port)	80
1948	Churchett, C. (Glenelg)	88
1949	Churchett, C. (Glenelg)	72
1950	Churchett, C. (Glenelg)	105
1951	Churchett, C. (Glenelg)	102
1952	Willis, J. (Torrens)	85
1953	Mayo, M. (Norwood)	78
1954	McKenzie, W. (North)	67
1955	Caust, P. (Sturt)	57
1956	Johns, R. (Port)	70
1957	Phipps, P. (West)	90
1958	Johns, R. (Port)	55
1959	Dittmar, W. (Port)	74
1960	Dittmar, W. (Port)	69
1961	Kingston, G. (Torrens)	79
1962	Johns, R. (Port)	76
1963	Johns, R. (Port)	54
1964	Sawley, R. (Sturt)	70
1965	Brewer, I. (Norwood)	96
1966	Freeman, E. (Port)	81
1967	Sachse, D. (North)	90
1968	Vidovich, R. (Central)	62
1969	Phillis, D.K. (Glenelg)	137
1970	Phillis, D.K. (Glenelg)	107
1971	Phillis, D.K. (Glenelg)	99
1972	Coligan, M. (Norwood)	81
1973	Whelan, K. (Sturt)	107
1974	Whelan, K. (Sturt)	108
1975	Phillis, D.K. (Glenelg)	123
1976	Phillis, D.K. (Glenelg)	98
1977	Evans, T. (Port)	87
1978	Evans, T. (Port)	90
1979	Hewitt, G. (Woodville)	83
1980	Evans, T. (Port)	146



LEAGUE MEDALLISTS: KEN FARMER MEDALLIST BRANT CHAMBERS KICKS ONE OF HIS 106 MINOR ROUND GOALS; CHRIS GOWANS BECOMES THE FIRST DUAL JACK OATEY MEDALLIST; JAMES ALLAN AWARDED THE R.O. SHEARMAN MEDAL BY FRAN SHEARMAN, WIFE OF THE LATE BOB SHEARMAN.

LEAGUE MEDALLISTS

KEN FARMER MEDALLIST

The Hardy Wines leading Goalkicker is presented a medal named in honour of North Adelaide's legendary goal kicking display by Ken Farmer. Farmer played 13 seasons with North from 1929 – 1941 and kicked 1417 League goals, a record that still stands today. In 11 consecutive seasons, Farmer broke the 100 goal milestone and was the League leading goalkicker in each.

In 2007 SANFL fans were treated to a remarkable goal kicking display by Ken Farmer Medallist Brant Chambers. Brant kicked 106 minor round goals and in doing so became the fifth player in the history of the Sturt Football Club to reach the magical 100 goal milestone and the first SANFL player to do so since the Magpies' Scott Hodges in 1996.

(Minor Round Matches Only)		Goals
1981	Evans, T. (Port)	83
1982	Evans, T. (Port)	116
1983	Davies, E. R. (Sturt)	130
1984	Evans, T. (Port)	120
1985	Blight, M. (Woodville)	126
1986	Nichols, S. (Woodville)	88
1987	Roberts, J. (North)	102
1988	Nichols, S. (Woodville)	103
1989	Mandemaker, R. (Central)	87
1990	Hodges, S. (Port)	127
1991	Morphett, S. (Eagles)	95
1992	Tylor, M. (Port)	97
1993	Tylor, M. (Port)	87
1994	Hodges, S. (Port)	114
1995	Del-Re, D. (South)	92
1996	Hodges, S. (Port)	102
1997	West, J. (Norwood)	73
1998	Richardson, A. (West)	80
1999	Richardson, A. (West)	66
2000	Richardson, A. (West)	72
2001	Richardson, A. (West)	81
2002	Hargraves, D. (North)	68
2003	Bradshaw, D. (West)	88
2004	Schell, D. (Central)	63
2005	Schell, D. (Central)	76
2006	Passador, M (Eagles)	74
2007	Chambers, B. (Sturt)	106

R.O SHEARMAN MEDALLIST

The SANFL's "be active" Star Player of the Year is awarded the R.O Shearman Medal. The Medal is named after SA Football Hall of Fame Member Robert (Bob) Osborne Shearman, a five time premiership player for the Double Blues. Shearman played 121 games for Sturt and 70 for West Torrens between 1961-1972 and captained both clubs during his illustrious career.

In 2007, the Medal was awarded to North Adelaide's James Allan. Allan, who joined the Roosters at the start of the year, was a comfortable winner of the award, breaking away from contenders Brant Chambers and Ian Callinan late in the season. The R.O. Shearman Medal is determined by the voting of members of the SANFL's 200 Club.

2000	Gavin Colville	Eagles
2001	Ryan O'Connor	Port
2002	Jade Sheedy	Sturt
2003	Brett Backwell	Glenelg
	Marco Bello	Central
2004	Salim Hassan	West
2005	Jeremy Clayton	Port
2006	Justin Cicoella	Eagles
2007	James Allan	North

FOS WILLIAMS MEDALLISTS

Best on ground in State Game

1981	P Carey (Glenelg) v WA at Subiaco
1982	S Copping (Essendon/Glenelg) v Victoria at Football Park
1982	P Weston (Glenelg) v WA at Football Park
1982	G Phillips (Port) v WA at Subiaco
1983	M Aish (Norwood) v Victoria at Football Park
1983	C Williams (West) v WA at Football Park
1984	S Kernahan (Glenelg) v Victoria at Football Park
1984	G McIntosh (Norwood) v WA at Football Park
1985	P Motley (Sturt) v Victoria at Football Park
1985	C Bradley (Port) v WA at Subiaco
1986	C Bradley (Carlton/Port) v Victoria (Football Park)
1986	A Jarman (North) v WA at Football Park
1987	C McDermott (Glenelg) v Victoria at Football Park
1987	A Jarman (North) v WA at the WACA
1988	M Mickan (Brisbane/West) v NSW at Football Park
1988	S Kernahan (Carlton/Glenelg) v Victoria at Football Park
1988	M Redden (North) v WA at Football Park
1989	A Jarman (North) v Victoria at MCG
1990	A Jarman (Norwood) v WA at Football Park
1991	C Bradley (Carlton/Port) v Victoria at Football Park
1991	M Naley (South) v WA at Subiaco
1992	G McIntosh (Norwood) v WA at Football Park
1992	D Hynes (West Coast/Port) v Victoria at Football Park
1993	T Lynn (Central) v WA at Subiaco
1993	G Anderson (Adelaide/Port) v WA at Football Park
1993	C Bradley (Carlton/Port) v Victoria at MCG
1994	A Jarman (Adelaide/Norwood) v Victoria at Football Park
1994	S Burns (Norwood) v WA at Football Park
1995	G McIntosh (Norwood) v Tasmania at North Hobart
1995	S Tregenza (Adelaide/Port) v Victoria at MCG
1996	A Modra (Adelaide/West) v WA at Football Park
1996	J Francou (North) v WA at Subiaco
1997	J Thiessen (Norwood) v ACT at Canberra
1997	B Lyle (Port/Port Adelaide Magpies) v Victoria at Football Park
1998	P McCormack (Norwood) v WA at Football Park
1998	M O'Loughlin (Sydney/Central) v WA at Football Park
1999	A Harvey (Norwood) v Victoria at MCG
1999	A McKay (Carlton/Glenelg) v Victoria at MCG
2000	S Carter (Port Adelaide Magpies) v WA at Adelaide Oval
2001	B Hollands (West Adelaide) v Victoria at Adelaide Oval
2002	B Hollands (West Adelaide) v Victoria at Adelaide Oval
2003	B Backwell (Glenelg) v WA at Subiaco
2005	S Borlace (Norwood) v Victoria at TEAC Oval
2006	D Schell (Central) v WA at Adelaide Oval

BOB QUINN MEDALLISTS

Best on Ground in the ANZAC Day

West End Battle

2002	James Gowans (Central)
2003	Paul Thomas (Central)
2004	Paul Thomas (Central)
2005	Luke Powell (Eagles)
2006	Mark Passador (Eagles)
2007	Chris Gowans (Central)

BOB LEE MEDALLISTS

Best on ground in the SANFL Reserves

Grand Final

2001	Brett O'Hara (Eagles)
2002	Luke Cowan (Central)
2003	Tim Davis (Central)
2004	Luke Spehr (Eagles)
2005	Michael Haseldine (North)
2006	Josh Cubillo (North)
2007	Lucas Block (Glenelg)

JACK OATEY MEDALLISTS

Best On Ground in the SANFL League Grand Final

1981	- R Ebert (Port)
1982	- D Jenkins (Norwood)
1983	- I Borchard (West)
1984	- K Thomas (Norwood)
1985	- S Kernahan (Glenelg)
1986	- A Hall (Glenelg)
1987	- M Parsons (North)
1988	- B Abernethy (Port)
1989	- R Johnston (Port)
1990	- G Fiacchi (Port)
1991	- D Hart (North)
1992	- N Buckley (Port)
1993	- S Sziller (Eagles)
1994	- D Wakelin (Port)
1995	- A Darcy (Port)
1996	- D Brown (Port)
1997	- J Cunningham (Norwood)
1998	- B Chalmers (Port)
1999	- D Poole (Port)
2000	- J Gowans (Central)
2001	- R Macgowan (Central)
2002	- M Powell (Sturt)
2003	- C Gowans (Central)
2004	- N Steinberner (Central)
2005	- L McCabe (Central)
2006	- H Skipworth (Eagles)
2007	- C Gowans (Central)

FIFTH QUARTER

AWARDS, WINNERS & RESULTS

CROWS AND POWER SEASON WRAP-UPS

Power's Revolutionary Season

It was supposed to be a year of REVOLUTION for the Power in 2007- and it was. After giving increased opportunities to many of its younger talented players in 2006 the club was expecting further improvement in 2007. But even its most optimistic supporters would have been surprised by the speed of their squad's development and its second place finish at the end of the Minor Round.

Port's fighting spirit saw it emerge victorious in memorable last minute wins over Hawthorn in Launceston and The Cats in Geelong, to set up a strong finals series for the Power. Unfortunately Grand Final day saw them completely out-gunned by a dominant Geelong in a one-sided affair the club will want to quickly forget as they plan for 2008.

NAB Rising Star nominations for Justin Westhoff, Robbie Gray and Travis Boak and All Australian selection for Chad Cornes, Kane Cornes and Brendan Lade were among season highlights the club will reflect upon with pride. But Port Adelaide lives for Premierships. Having fallen short at the last hurdle in 2007 they will be expected to attack season 2008 with even more confidence and determination.

Crows' charge ends in Elimination Final

Expectation and reality did not meet up for the Crows in 2007. After competing strongly in two losing Preliminary Finals in 2005 and 2006, Crows fans and those within the club had every reason to be entering season 2007 with high expectations. But the hopes weren't enough to overcome a lack of forward line fire power and the Crows bowed out of the finals to a Buddy Franklin inspired Hawthorn in the First Elimination Final.

Considering the fact that the Crows were sitting in 11th position in round 17, the side rallied strongly to enter the finals series with wining momentum, making the early finals exit even more disappointing.

The naming of Andrew McLeod as All Australian Captain and the retirement of skipper Mark Ricciuto after an illustrious and inspirational 312 game career - the most by any Crow - were key events in a season of inconsistency.

**AAMI STADIUM ACTION:
ALL THE ACTION FROM
SHOWDOWN XXII
INCLUDING THE LAUNCH
OF THE NEW SOUTHERN
SUPERSCREEN BY THE
PREMIER, THE HONOURABLE
MIKE RANN MP; ADELAIDE
CROWS CAPTAIN AND
BROWNLAW MEDALLIST
MARK RICCIUTO RETIRED
AT THE END OF THE 2007
SEASON AFTER 312 GAMES
WITH THE CROWS OVER
16 SEASONS.**

PHOTOS BRYAN CHARLTON.

AAMI STADIUM ATTENDANCES

Round	Date	Match	Attendance
AFL Pre-Season			
NAB Cup	Friday 23 February	Port Adelaide 2.9.17 (89) d. Adelaide 2.10.8 (86)	16,355
NAB Cup	Friday 9 March	Port Adelaide 21.14 (140) d. St Kilda 12.11 (83)	4,424
NAB Cup	Friday 16 March	Fremantle 12.11 (83) d. Adelaide 7.16 (56)	5,278
AFL Minor Round			
1	Sunday 1 April	Essendon 16.9 (105) d. Adelaide 10.14 (74)	43,064
2	Sunday 8 April	Port Adelaide 17.20 (122) d. Kangaroos 15.14 (104)	25,054
3	Saturday 14 April	Adelaide 13.9 (87) d. Port Adelaide 8.15 (63)	36,959
4	Saturday 21 April	Adelaide 9.7 (61) d. Sydney 5.14 (44)	43,752
5	Friday 27 April	Port Adelaide 14.12 (96) d. St Kilda 6.7 (43)	24,438
6	Saturday 5 May	Collingwood 11.20 (86) d. Adelaide 9.8 (62)	43,915
7	Saturday 12 May	Port Adelaide 16.19 (115) d. Richmond 10.15 (75)	26,232
8	Friday 18 May	Adelaide 14.15 (99) d. Richmond 14.6 (90)	40,742
9	Sunday 27 May	Geelong 16.20 (116) d. Port Adelaide 8.12 (60)	26,465
10	Sunday 3 June	Hawthorn 17.7 (109) d. Port Adelaide 10.15 (75)	23,945
11	Sunday 10 June	Geelong 9.15 (69) d. Adelaide 9.8 (62)	43,108
12	Sunday 17 June	Port Adelaide 19.12 (126) d. Essendon 13.17 (95)	25,242
13	Sunday 1 July	West Coast 14.11 (95) d. Adelaide 10.14 (74)	42,127
14	Saturday 7 July	Adelaide 15.12 (102) d. Hawthorn 4.7 (31)	34,733
15	Saturday 14 July	Port Adelaide 22.21 (153) d. West Coast 9.8 (62)	27,879
16	Saturday 21 July	Fremantle 20.6 (126) d. Adelaide 15.11 (101)	40,190
17	Sunday 29 July	Port Adelaide 25.13 (163) d. Melbourne 11.8 (74)	23,485
18	Saturday 4 August	Adelaide 9.19 (73) d. Port Adelaide 10.5 (65)	42,335
19	Saturday 11 August	Port Adelaide 17.14 (116) d. Carlton 14.9 (93)	27,603
20	Sunday 19 August	Adelaide 15.17 (107) d. Western Bulldogs 11.7 (73)	41,437
21	Saturday 25 August	Adelaide 12.14 (86) d. Brisbane Lions 8.12 (60)	46,507
22	Saturday 1 September	Port Adelaide 17.15 (117) d. Fremantle 12.13 (85)	39,270
AFL Finals			
Qualifying Final	Friday 7 September	Port Adelaide 9.14 (68) d. West Coast 9.11 (65)	37,750
Preliminary Final	Saturday 22 September	Port Adelaide 20.13 (133) d. Kangaroos 5.16 (46)	43,953
West End Slowdown			
	Monday 1 October	Port Adelaide 17.10 (112) d. Adelaide 15.6 (96)	18,163
SANFL Finals			
Grand Final	Sunday 7 October	Central District 16.11 (107) d. North Adelaide 5.12 (42)	30,493
Concerts			
U2	Thursday 16 November 2006		60,000
Robbie Williams	Tuesday 5 December 2006		55,000
TOTAL AAMI STADIUM ATTENDANCE			1,039,898



OFFICE BEARERS, PAST PRESIDENTS AND BEREAVEMENTS

League Directors



Tom Zorich
(Central District)



Brian Nankivell
(South Adelaide)



Gary V. Metcalf
(Glenelg)



Richard Allen
(Sturt)



Bohdan Jaworskyj
(North Adelaide)



David S. Tidswell
(West Adelaide)



Ian M. Stasinowsky
(Norwood)



Les G. Stevens
(Woodville-West
Torrens)



Robert Cope
(Port Adelaide
Magpies)



Don P. McSweeney
(Affiliated Leagues)

President

Rod J. Payze

Vice President

John A. Halbert, MBE

Patron

Her Excellency, Marjorie Jackson
Nelson, AC, CVO, MBE
Governor of South Australia*

His Excellency, Rear Admiral
Kevin Scarce, AC, CSC, RANR
Governor of South Australia *

Vice Patrons

Max R. Basheer, AM

His Honour

Mr Don M. Brebner, AM

The Honourable Justice

Kevin P. Duggan, AM

Lt. General Sir Donald Dunstan,
AC, KBE, CB

South Australian Football Commission

Rod J. Payze (Chairman)

John A. Halbert, MBE (Deputy
Chairman)

Leigh R. Whicker (Executive
Commissioner)

Jamie R. Coppins

Brian A. Cunningham

Philip J. Gallagher

Dion A. McCaffrie

David J. Shipway

Past Presidents

A. Grainger † 1877-78

T.A. Caterer † 1879-80

R. Whitfield † 1881-82, 1884

A.J. Diamond † 1883

A. Gill † 1885, 1887-91

T.W.Hall † 1886

R. Bertram † 1892-93

R. Cruickshank † 1884-96

W.A. Magarey † 1897

F. Johnson † 1898

J.R. Anderson, KC † 1899-1911

E.E. Cleland, KC † 1912-1919

A.J. McLachlan † 1920-25

T.S. O'Halloran, KC † 1926-39

Sir Eric Millhouse, KC † 1940-50

S.H. Lewis † 1950-61

A. Kenny † 1961-66

His Hon. Mr D.M.
Brebner, AM 1966-78

M. R. Basheer, AM 1978-2003

R.J. Payze 2003-

† Denotes deceased

* Denotes part year

Bereavements

The SANFL pays tribute to the
following people who passed
away during the year:

Rex Chidley

SANFL, Central District Football
Club and Adelaide Football
Club Director.

Ron Evans

AFL Chairman, AFL Commissioner
and AFL Life Member.

Len Fitzgerald

Australian Football Hall of Fame
Member, SA Football Hall of Fame
Member, Magarey Medallist (SFC -
1952, 1954, 1959) and SANFL
State representative.

Doug Klar

SANFL & AFL Merit Award
recipient, Sturt Football Club and
SANFL State Team Head Trainer.

Ken McGregor

SANFL State representative
and West Adelaide Football
Club player.

Richard Newman

AFL Merit Award, SASFA/SFSA
Executive and SAPSASA Under 12
State/Exchange Team Coach.

Ron Phillips

SA Football Hall of Fame
Member, Magarey Medallist
(NAFC - 1948, 1949), and SANFL
State representative.

Bill Wedding

SA Football Hall of Fame Member,
SANFL Player Life Member and
SANFL State representative.

Max Williams

SANFL Life Member, South East
Football Zone Director and SANFL
State Country Selector.

COMMITTEES

Hall of Fame Committee

M.R. Basheer, AM (Chairman)
L.R. Whicker (Ex Officio)
R.A. Hammond, AM
J.A. Halbert, MBE
D.N. Kerley, AM
B.C. Robran, MBE
M.E. Ducker
M. Rucci
R.W. Hank
P. Carey, OAM
G. Rosser (Ex Officio/Secretary)

Life Membership Sub-Committee

M.R. Basheer, AM (Chairman)
R.J. Payze
J.A. Halbert, MBE
J. Condon
L.R. Whicker
G. Rosser (Secretary)

Commission Audit Committee

P.J. Gallagher (Chairman)
R.J. Payze
J.R. Coppins
S. Grant (Secretary)

Salary Cap Investigation Sub-Committee

D. Shammall (Chairman)
G. Parsons
J. Condon
W. Miller, OAM
G. Rosser (Secretary)

Salary Cap Sub-Committee

J. Coppins (Chairman)
J. Condon (Salary Cap Officer)
D. Shipway
J. Kantilaftas
L.R. Whicker
G. Rosser
D. Thomas (Secretary)

League Tribunal

P. Cuthbertson, QC (Chairman)
P.B. Woite (Deputy Chairman)
D.A. Swain, DCM
G. Palasis
I. White
P. Rofe
D. Thomas (Secretary)

Permit Tribunal

His Hon. Judge B.F. Beazley, QC (Chairman)
I. White
D.A. Swain, DCM
D. Thomas (Secretary)

Drug and Disciplinary Tribunal

Justice B.F. Beazley, QC (Commissioner)
P. Woite
Dr. T. Farquharson
P. Cuthbertson, QC
D. Thomas (Secretary)

Match & Permit Committee

G. Rosser (Chairman)
J. Ferguson
K.E. Grant
J. Kantilaftas
M. Richardson
D. Chandler
S. Totham
D. Thomas (Secretary)

Affiliated Leagues Council

D. Shipway (Chairman)
J. Dent (Secretary)
D.P. McSweeney (Western)
N. Hambour (Central)
T. Jackson (Murray & Mallee)
W. Brown (Northern)
C.J. Leahy (Onkaparinga)
S. Duncan (South East)
K.J. Curran (Southern)
J. Wilson (SA AFL)
G. Capogreco (SA AFL)
S. Ryan (SA AFL)
G. Rosser (Ex Officio)

Affiliated Leagues Review Committee

J. Ferguson (Chairman)
Dr A. Clarkson
J. Hewitson
J. McBain
R. Stennett
R. Symes
G. Rosser (Secretary)

Community Facility Fund Committee

B. Cunningham (Chairman)
D. Shipway
G. Crafter
R. Green
Prof G. Hugo
D. Lambert
K. Richardson
G. Rosser (SANFL)
J. Dent (Secretary)

Game Development Council

D. McCaffrie (Chairman)
J. Fantasia
G. Rosser
D. Phillips
J. Dent
S. Harris
R. Hockley
C. Steinert
N. Sanders
M. Tippet
G. Iley
F. Leonard (Secretary)

Game Development Innovations Committee

D. McCaffrie (Chairman)
J. Fantasia
D. Matthews
D. Chandler
M. Schetter
C. Wingard
M. Bickley
G. Wanganeen
J. Woodlands

SANFL Underage Academy

B. Phillips (Academy Head Coach)
B. Lovell (Academy Manager)
M. McKenzie (Talent Coordinator)
B. Ryan (U18 Assistant Coach)
M. Ellis (U18 Assistant Coach)
T. McKeough (U18 Head Trainer / Physiotherapist)
R. Perry (U18 Trainer)
C. Pine (U18 Trainer)
T. Parham (U18 Runner)
B. Winter (U16 Head Coach)
D. Hilterbrand (U16 Team Manager)
P. Bourdon (U16 Assistant Coach / Runner / Fitness Consultant)
C. Smelt (U16 Assistant Coach)
M. Greenslade (U16 Assistant Coach / Education Consultant)
P. Wilcock (U16 Physiotherapist)
R. Coleman (Property Steward)
Dr. R. Tucker (Medical Officer)
D. Waters (U16 Head Trainer)
K. Lilley (U16 Trainer)
R. Mules (Timekeeper)

Umpires Coaches

S. Harris (State Umpiring Manager)
D. Elliott
R. Fox
K. Chambers
M. Humphreys
D. Schramm
G. Wyld
M. Barnett
G. Inge
F. McHugh
D. Sheppard
A. Roberts
M. Rutter
J. Buselli
A. Forster
T. Checker

SASFA Executive

C. Steinert (Chairman)
P. Roberts (DECS)
R. Newman † (SAPSASA)
K. Gruhl (SSSSA)
D. Hilterbrand (Zone Manager Representative)
T. Day * (Umpiring Development Officer)
D. Cooper * (Umpiring Development Manager)
J. George (Sports SA & ISSA)
P. Chapman (Club Rep)
D. Bradley (Secretary)

OHS Committee

I. Walsh (Chairperson)
J. Anderson (OHS Coordinator)
S. Stephens
M. Creece
J. Flowers
J. Butterfield
J. Eaton
M. Hellyer *
K. Mardon *
B. Hopkins *
S. Whitfield *
A. Simes *
S. Lienert-Bone *

Bankers

Westpac Banking Corporation

Solicitors

Andersons Solicitors

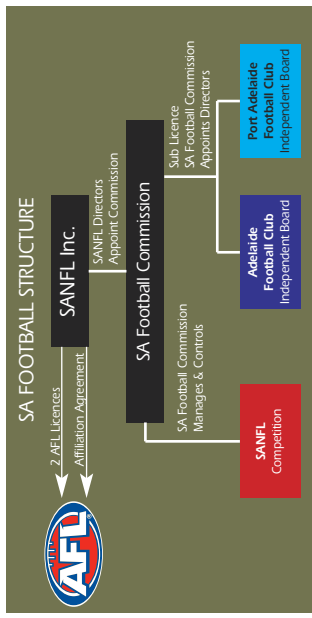
Auditors

KPMG

* Denotes part year

† Denotes deceased

SANFL ORGANISATION CHART



*Denotes part year



FINAL SIREN

CELEBRATING

130

YEARS