

AFL Clubs: Membership as at June 17, 2002

Club	Adults	Concessions	Juniors	Total Members at 17/6/02	Total Members at 18/6/01	% Variance
Adelaide	40,639	3345	2636	46,620	42,014	11.0%
Brisbane Lions	18,120	2073	2095	22,288	18,330	21.6%
Carlton	17,570	2794	6021	26,385	27,725	-4.8%
Collingwood	24,522	3371	4656	32,549	31,455	3.5%
Essendon	25,653	3986	5580	35,219	36,227	-2.8%
Fremantle	16,617	1792	5366	23,775	23,898	-0.5%
Geelong	16,197	3253	4306	23,756	25,420	-6.5%
Hawthorn	22,827	3671	6821	33,319	30,140	10.5%
Kangaroos	15,071	2134	3626	20,831	22,940	-9.2%
Melbourne	14,567	2093	3492	20,152	21,409	-5.9%
Port Adelaide	29,398	2162	4669	36,229	33,296	8.8%
Richmond	18,769	2583	5899	27,251	26,501	2.8%
St Kilda	12,177	1745	3774	17,696	22,248	-20.5%
Sydney	20,655	3115	3985	27,755	28,022	-1.0%
West Coast Eagles	27,417	3973	3490	34,880	38,649	-9.8%
Western Bulldogs	13,172	2511	5155	20,838	19,085	9.2%
TOTAL	333,371	44,601	71,571	449,543	447,359	0.49%



AFL Membership Club Support Packages

Club	Adults	Concession	Juniors	Total	Percentage of total
Adelaide	388	55	53	496	1.30%
Brisbane Lions	521	59	97	677	1.77%
Carlton	4436	725	628	5789	15.16%
Collingwood	5659	928	701	7288	19.09%
Essendon	5485	1115	823	7423	19.44%
Fremantle	17	5	0	22	0.06%
Geelong	2079	342	291	2712	7.10%
Hawthorn	1742	233	289	2264	5.93%
Kangaroos	1472	228	151	1851	4.85%
Melbourne	1373	260	221	1854	4.86%
Port Adelaide	74	9	3	86	0.23%
Richmond	2888	493	308	3689	9.66%
St Kilda	1610	341	223	2174	5.69%
Sydney	517	52	76	645	1.69%
West Coast Eagles	83	13	9	105	0.27%
Western Bulldogs	855	134	119	1108	2.90%
TOTAL	29,199	4992	3992	38,183	100.00%

CORPORATE AFFAIRS & COMMUNICATIONS

The AFL's Corporate Affairs and Communications Department plays an important role in determining and defining strategic planning. That planning allows the AFL to implement policies and to continue to grow the game the length and breadth of the country. The northern markets – Queensland, New South Wales and the Australian Capital Territory – now take in a significant investment in development and growth.





National AFL Rising Star
Nick Riewoldt

NORTHERN MARKETS' GROWTH CONTINUES

The AFL's investment in New South Wales and Queensland is now starting to pay dividends. With ongoing planning, it is expected that growth will continue to increase the game's popularity and fan base.

The major focus for the Corporate Affairs and Communications Department in 2002 was the implementation of the AFL Commission's strategic plan for the next stage of growth in New South Wales and the Australian Capital Territory.

Strategic planning, in conjunction with the AFL executive, as well as media, public, government and community relations, are the major functions of the department.

A key component of the plan for NSW and the ACT in 2002 was the introduction of premiership season games at Sydney Olympic Park's Telstra Stadium. The AFL Commission's emphasis on building the northern markets and growing the national 'pie' is fundamental to the AFL's ability to:

- Underpin the maintenance of the 16-team competition.
- Continue to invest in the development of grassroots football.
- Establish Australian Football as a mainstream national code which should not be confused with the AFL competition.

Importantly, this focus on growth in NSW, the ACT and Queensland is not occurring to the detriment of states such as Western Australia, Victoria and South Australia.

Some \$25 million in game development grants from the AFL and other indirect AFL-related revenue, including transfer fees from AFL clubs, is being invested in WA, SA, Victoria each year compared to \$8 million in New South Wales, the ACT and Queensland.

Investment in the developing markets is focused on growing the game through integrated code promotion to build interest and awareness and code development — building broad-based participation in the game.

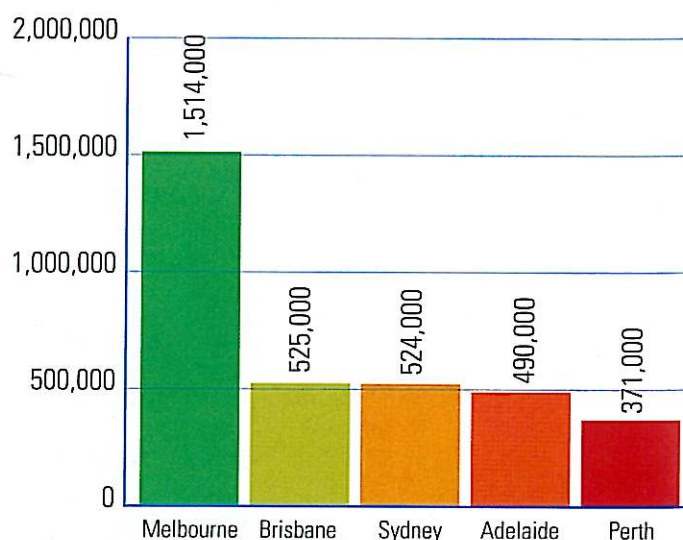
The Carter Report into game development highlighted the importance of New South Wales and Queensland when it noted that the game's only potential for exponential growth in participation and commercial value was in those states.


The overall result of the increased investment — since 1998 in NSW and 2000 in Queensland — has seen the two states produce the fastest growth in junior participation across all markets. They now challenge Western Australia and South Australia as the largest junior participation markets behind Victoria.

Other indicators are also positive. For the second successive year, more people watched the AFL Grand Final in Sydney and Brisbane than in Adelaide and Perth.

Interest in the AFL has grown to 40 per cent of the Sydney sports public from 27 per cent since 1995, while in

Grand Final TV audience





Stuart Hannagan/Getty Images

NEW GENERATION: The success of the Brisbane Lions is helping develop the game in Queensland. This young fan was dressed for the biggest occasion of the year – the 2002 Grand Final which the Lions won by nine points.

Queensland, interest has grown to 48 per cent among the sports public compared to 34 per cent in 1999.

General media coverage has more than doubled in both markets in recent years while television audiences have more than doubled during the past 10 years.

These outcomes are consistent with the AFL Commission's approach to game development, which involves building participation in grassroots football and growing the supporter base from those attracted to becoming participants.

The AFL Commission has taken a generational view of growing the AFL in NSW, the ACT and Queensland because it believes the future of Australian Football is best secured if it is the number one sporting code in the country.

AFL clubs are becoming increasingly involved in the northern markets:

- The Western Bulldogs play a home game in Sydney.
- Essendon, Richmond, the West Coast Eagles, Melbourne,

Western Bulldogs, Adelaide and the Kangaroos have established sister club relationships with Sydney AFL clubs.

- Essendon and Sydney stage a pre-season match at North Sydney Oval.
- Melbourne plays a home game in Brisbane.
- Essendon has established a sister club relationship with Redland FC in Brisbane.
- The Kangaroos play two premierships season games in Canberra and one Wizard Cup match.

Facilities will improve

Facilities for new and existing clubs are an essential element of growth in NSW, the ACT and Queensland. An AFL-standard facility has been completed at Manuka Oval in Canberra while agreement has been reached with the City of Wagga Wagga to upgrade Robertson Oval. This will ultimately allow an AFL pre-season or practice game to be played in the Riverina.



SUPER STADIUM: The AFL used Telstra Stadium for the first time in 2002 and attracted widespread interest – and plenty of new fans – from the Greater West of Sydney.

Other AFL-standard facilities are planned for the North Coast and Greater West of Sydney.

More than 80 junior facilities are being pursued in NSW-ACT.

In 2002, 12 were secured in metropolitan Sydney and 13 in regional NSW.

For 2003, 15 junior facilities are on the drawing board throughout the state while 26 new facilities have been identified to start in 2004.

In Queensland, AFL-standard facilities are being planned for Townsville, Maroochydore and Rockhampton.

The Rockhampton proposal is for a joint \$10 million AFL, cricket and rugby league facility for which funding is being sought under the Queensland Government's major facilities program.

In south-east Queensland, three new facilities have been proposed for local clubs.

Telstra Stadium

Matches between the Sydney Swans and three big drawing Melbourne-based clubs were played at Telstra Stadium, Sydney Olympic Park, for the first time in 2002. Each was staged as a major event by the Swans with a particular theme to showcase our game.

The first match, between Sydney and Essendon, drew 54,129 fans, the largest crowd to attend an AFL game held outside Victoria. The game coincided with Reconciliation Week and celebrated the contribution of indigenous Australians to the AFL in particular as well as other sports and the arts.

One of the key objectives for the games at Telstra Stadium was to provide a bigger opportunity for people living in the Greater West of Sydney to see an AFL game live as the sheer distance to the SCG from this region discourages people from regularly attending the Swans' traditional home.

For the Sydney-Essendon game, 64 per cent of all ticket purchasers were from the Greater West. Research on the night indicated that at least 18,000 people saw an AFL match for the first time.

The second game between Sydney and Carlton promoted the importance of participation in support and volunteerism while the third game – Sydney v Richmond – was the major event celebrating the 60th anniversary of the Battle of Kokoda.

From an AFL perspective, the matches at Telstra Stadium are a fundamental plank in our game's push into the Greater West of Sydney which is about the size of Perth and Adelaide combined.

Key features of the Greater West include:

- A population of 1.7 million people, which is forecast to grow by another one million from 2002-2020.
- Growth rate predicted to bring another 100,000 people to the region by 2006.
- 80 per cent of all Sydney land forecast for future residential growth lies in the Greater West.
- 25 per cent of population under 15 years of age.
- More than 100 nationalities represented in the region.
- Includes 14 local government regions.
- Australia's third largest economy behind central Sydney and Melbourne, generating \$54 billion in economic output each year.
- 150 of Australia's leading 500 companies located in region.



Queensland strategy

During 2002, a working group consisting of Michael Bowers (Chief Executive, Brisbane Lions), Richard Griffiths (General Manager, AFL Queensland), Ross Smith (General Manager, AFL Game Development) and Tony Peek (General Manager, AFL Corporate Affairs and Communications) was established to develop a strategic plan for the next phase of the AFL's growth in Queensland.

This project will be completed during 2003 and will be considered in the context of the AFL's 2004 budget.

Back-to-back premierships by the Brisbane Lions and the profile of coach Leigh Matthews and various players led by captain Michael Voss have substantially boosted the popularity of the code.

Queensland is Australia's major growth state. During the next 50 years, Australia's population is expected to grow by 42 per cent but Queensland's population is expected to rise between 76 per cent and 90 per cent.

In contrast, some of the traditional AFL states are either experiencing much lower growth rates or are forecasting a decline in population.

With NSW and Queensland expected to be the two largest states in Australia during the next decade, the AFL Commission believes Australian Football must also significantly grow in both markets to maintain its national relevance.

Sydney appointment

Michelle Morgan became the first direct AFL employee to be based outside Melbourne when she was appointed to the new role of Publicity and Promotions Manager-Sydney in May, 2002.

She started just before our first game at Telstra Stadium and is based at the AFL (NSW/ACT) Commission offices in Sydney.

The role is focussed on increasing the AFL's awareness in the northern markets, largely by maximising relationships between the broadcast partners, sponsors and visiting AFL clubs. Major activity centres around the themed games at Telstra Stadium as well as the Kangaroos' games at Manuka Oval. Key outcomes in the first six months were the development of an integrated plan for publicity, sponsor activity and game development around each of the major games, and significant media coverage for clubs playing against the Sydney Swans and the Kangaroos and their opponents in Canberra matches.

Planning for 2003 includes the management of six community training camps and up to seven pre-season and practice matches in NSW and the ACT, as well as increased publicity and crowds for the Telstra Stadium and Manuka Oval games. The introduction of the themed rounds, particularly Anzac Day in Sydney and Foundation weekend, will provide additional opportunities to promote AFL in the northern markets.

Media relations

The AFL amended its media relations policy for the 2002 season following feedback from the AFL's broadcast partners, the 16 AFL clubs and other media outlets.


The central philosophy for the AFL and its clubs in dealing with the media is that strong co-operation is essential to the continuing promotion of the game.

The media relations policy was amended so that all clubs provided 'open-door' access to the match-day team after each game, while the AFL's broadcast partners were also provided with an immediate interview 'window' after the teams had left the field, to further enhance the match-day experience for viewers at home.

In all, the AFL accredits more than 1300 media staff per year, comprising reporters, columnists, commentators, photographers, film couriers, camera crews, statisticians and technical staff. Of this vast media group, more than 600 journalists are assigned to cover AFL football – a media gallery four times the size of that which reports on Federal Parliament in Canberra.



MEDIA FOCUS: The AFL accredits more than 1300 media staff per year, including camera crews.



FAR AND WIDE: The AFL Auskick program reached communities all over the country, including these youngsters in the Northern Territory.

Publicity and promotion

Major projects in 2002 included the National AFL Pathway (including the National AFL Draft and the National AFL Rising Star), AFL Auskick, Collingwood's visit to the Northern Territory, Michael Long's appointment to the AFL, the Brownlow Medal, the EJ Whitten legends match, finals and AFL community training camps.

The International Cup was a highlight with great interest among both the sport and general media. The 11 competing nations captured the minds of the football public with their unique brand of football. International Cup reports were filed in Ireland and with Radio National's South Pacific network.

Community relations

In its second year, the A3 Program was delivered to more than 50 schools.

A joint project between the AFL and beyondblue, the national depression initiative, the A3 program is designed to prevent depression, particularly among adolescents by teaching leadership skills and providing them with the opportunity to use these skills throughout their lives and within their community.

The program, which is conducted by more than 50 AFL players, can be delivered in schools but is flexible enough

to allow delivery in other community settings such as youth centres, Aboriginal and Torres Strait Islander communities or to at-risk young people.

The AFL and the MS Society again promoted the Barrack for MS Campaign.

The AFL provides the MS Society with access to its intellectual property for the production of MS badges as a means to raise funds and increase awareness of people with multiple sclerosis.

In its third year, the Barrack for MS Campaign was supported by 10 AFL clubs, who all nominated a home game as an exclusive 'Barrack for MS' match, allowing MS volunteers to collect at the gate and sell badges.


In 2002, the AFL entered a three-year agreement with World Vision to support its Indigenous Youth Programs.




The design of the World Vision Indigenous Youth Program comprises four activities – music, art, sport and computing. The AFL and its Kickstart program will play an integral role in these youth initiatives in conjunction with World Vision.

Other charities which the AFL supported through 2002 included St John Ambulance, Juvenile Diabetes Research Foundation, National Literacy and Numeracy Week, NSW Cancer Council, Alfred Hospital and the Peter MacCallum Cancer Institute.

FINANCE & ADMINISTRATION

The AFL has developed a five-year financial plan that aims to ensure the AFL has a strong asset base and significantly reduced debt levels, which should see it well placed to handle the financial challenges that lie ahead. In 2002, the first year of the plan, the AFL's results were pleasing. A significant increase in revenue combined with the sale of Waverley Park helped it exceed its financial budgets. Other key initiatives undertaken during the year included the financial assistance packages offered to AFL Clubs, as well as the financial help given to state football bodies.





2002 Norm Smith Medallist
Nathan Buckley

REVENUE INCREASE DRIVES SURPLUS

The financial standing of Australian Football was enhanced in 2002 through the AFL's strong financial performance.

One of the four key priorities the AFL identified in its three-year Strategic Plan released in 2001 was to enhance the financial standing of the game in Australia, with the specific objective being to maximise the economic benefits of Australian Football to our member clubs, our players, our supporters, the football fraternity and the community at large.

The AFL

The AFL improved its financial position in 2002 in the following ways:

- Achieved a net surplus of \$8.8 million, which exceeded the budget set at the start of the year of \$8.1 million.
- Completed the sale of Waverley Park for \$110 million.
- Established a new borrowing facility with a total limit of \$85 million, which will be used to fund the AFL's working capital requirements over the next six years.

AFL clubs

While a number of AFL clubs experienced financial difficulty in 2002, the AFL was able to assist the financial position of AFL clubs in a number of ways:

- Payments to clubs – the AFL's payments to clubs from its operating surplus increased by 15 per cent to \$71.2 million.
- Waverley Park proceeds – the AFL made the first payment of \$0.3 million to each club in October 2002. A further \$1.7 million will be paid to each club over the next six years.
- Financial assistance – the AFL Commission, with the support of all AFL clubs, has established procedures to assist clubs in financial difficulty. In 2002, the AFL provided special financial assistance of \$1 million to the Western Bulldogs. In 2003, the AFL has already committed a further \$1 million to the Western Bulldogs and \$1 million to the Kangaroos.

State football bodies

In 2002, the AFL continued to assist a number of the state football bodies with their financial requirements including financial budgeting and cash flow management.

The AFL has also commenced a review of the insurance cover and costs at state league and club level with a view to implementing an alternative solution that could provide better and more consistent cover throughout Australia at a lower cost.

Shared services initiatives

The AFL has been considering the provision of various services that would provide benefits to a number of football-related bodies. These include:

- Financial processing – the AFL installed a new financial system in 2002, which has the capability to handle the financial processing of AFL clubs and state bodies. Already some state bodies and clubs have signalled their interest in the AFL taking over these processes on their behalf.
- Purchasing initiatives – the AFL will continue to investigate major items of expenditure that can be reduced through joint purchasing by the football industry. We have already achieved cost savings in the following areas: insurance, computer hardware and software, travel and accommodation and telecommunications.
- Computer systems – there are a number of areas within the information technology environment that the AFL is looking to rationalise, on behalf of the football industry, with the aim of providing better ways to collect and distribute information. These include:
- The *afl.com.au* internet site has now been established in conjunction with Telstra.

- The AFLNet intranet environment has been set up for use by AFL club personnel, AFL umpires and state football development managers.
- A coaches' and umpires' database is currently being set up to record coach and umpire registration and training.
- An AFL Auskick website is currently under construction for the on-line registration of all AFL Auskick participants.

The future

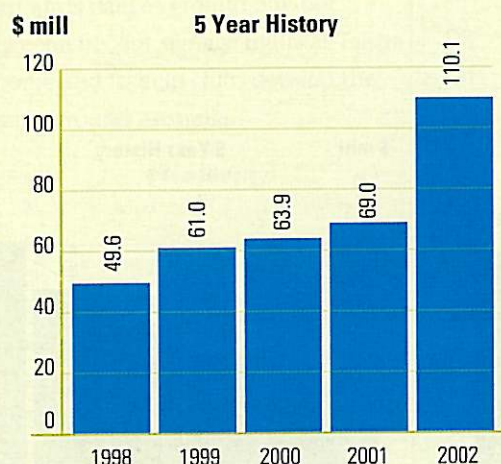
The AFL has a five-year financial plan which aims to enhance the financial standing of the game for the various stakeholders in the football industry. This plan sees the AFL continue to reduce its debt levels, primarily from the proceeds from the sale of Waverley Park. The AFL will also continue to assist all clubs to achieve financial stability and long-term financial independence.

Operating Surplus

The AFL's operating surplus for the year ended 31 October 2002, was \$110.1 million. This was a \$41.1 million (60 per cent) increase on the previous year. This result was driven by a \$43.1 million increase in revenue while at the same time keeping the increase in operating expenses (excluding interest) to only \$1.6 million.

The AFL used its operating surplus to fund:

- Payments to clubs of \$71.2 million;
- Payments to AFLPA of \$6.3 million;
- Game development grants of \$17.7 million;
- Ground improvements of \$6.0 million.

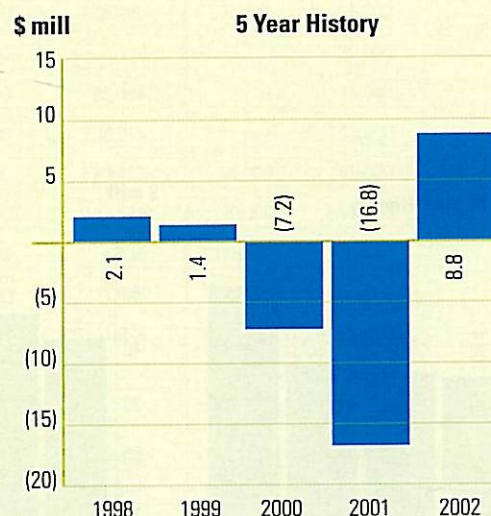


Net Surplus/(Deficit)

The 2002 net surplus of \$8.8 million was \$25.6 million higher than the \$16.8 million net deficit recorded in 2001.

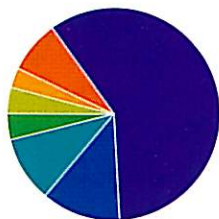
The AFL recorded net deficits totalling \$24.0 million in 2000 and 2001. These deficits were planned for, given the AFL's funding of the pre-payment of the increase in player payments ahead of the new TV broadcasting arrangements that commenced in 2002.

The AFL plans to record sufficient net surpluses in the coming years to ensure the AFL's net asset base at least returns to the level existing in 1999.



Revenues

- 59% Sponsorship & Broadcasting
- 12% AFL Finals Series
- 10% AFL Membership Department
- 8% Other Revenue
- 4% Consumer Products
- 4% Publishing
- 3% Equalisation Income



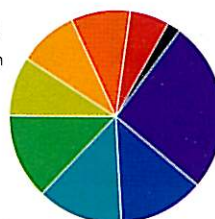
The AFL's revenue grew by \$43.1 million to \$159.7 million, an increase of 37 per cent. This increase in revenue was driven by a \$42 million increase in sponsorship and broadcasting revenue, mainly related to the commencement of the new TV broadcasting arrangements.

Other major income areas included:

- AFL Finals Series – \$18.5m (up \$0.5m)
- AFL Membership Department – \$16.4m (down \$0.1m)
- Publications – \$6.9m (up \$0.3m)
- Consumer Products – \$5.7m (down \$0.2m)
- Equalisation Income – \$5.5m (down \$0.3m)

Expenses

- 26% Commercial Operations
- 13% Match Day Costs
- 13% Game Development
- 13% Office Administration
- 9% Team Travel & Accommodation
- 9% Publishing
- 9% Other AFL Game Related Costs
- 6% Advertising & Promotion
- 2% Corporate Affairs & Communications



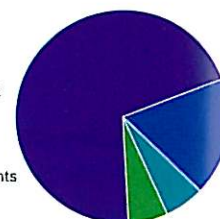
The AFL's operating expenses excluding interest grew by \$1.6 million to \$47.8 million, an increase of three per cent. This was a pleasing result considering the increased costs associated with managing the relationship with the new TV broadcasters and new sponsors.

The AFL's operating expenses have grown by less than one per cent since 1999 and the AFL is focusing on holding operating expenses constant in 2003.

This year, for the first time, ground improvements have been separated from operating expenses to give a more accurate picture of the AFL's expense profile. All previous years' figures contained in this report have been adjusted to reflect this.

Distributions

- 70% Payments to Clubs
- 18% Game Development Grants
- 6% Payments to AFLPA
- 6% Ground Improvements



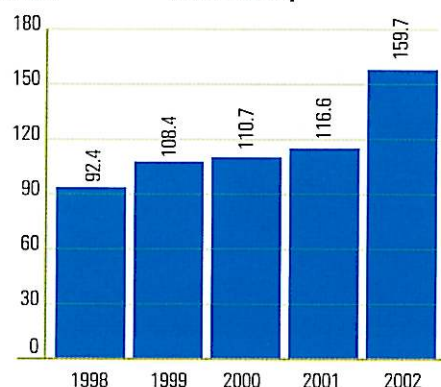
The AFL's distributions grew by \$15.5 million to \$101.3 million, an increase of 18 per cent.

In 2002, AFL distributions comprised of:

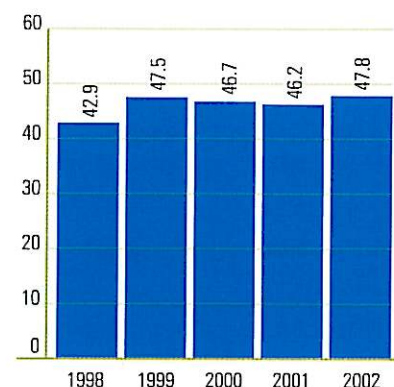
- Payments to clubs – \$71.2m (up \$9.3m)
- Payments to AFLPA – \$6.3m (up \$0.6m)
- Game Development Grants – \$17.7m (up \$1.2m)
- Ground Improvements – \$6.0m (up \$4.4m)

Of the increase in payments to clubs, \$6 million was due to the funding of clubs for the increase in Total Player Payments agreed to as part of the Collective Bargaining Agreement.

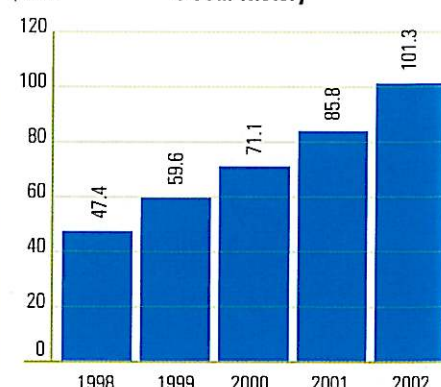
\$ mill 5 Year History



\$ mill 5 Year History

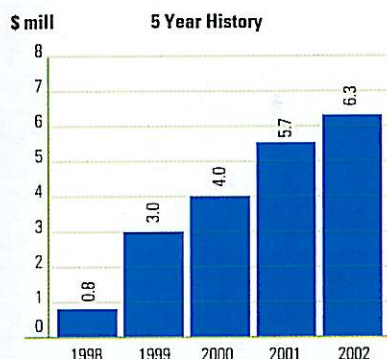


\$ mill 5 Year History



Payments to AFLPA

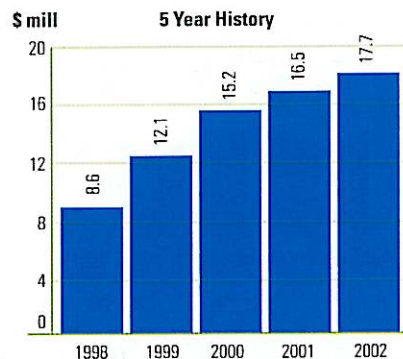
As part of the Collective Bargaining Agreement between the AFL and the AFL Players Association, the AFL was committed to paying the AFL Players Association \$5.8 million in 2002 to help fund its activities, which include the AFL Players Retirement Fund and various player welfare programs. The AFLPA also received royalties linked to player-related licensed products.



Game Development Grants

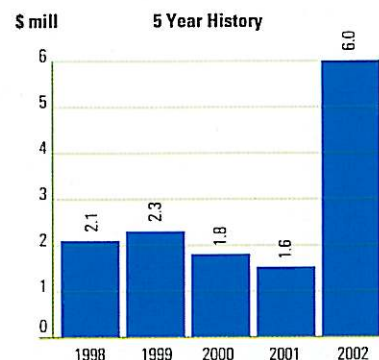
The AFL's game development grants paid to the state football associations grew by \$1.2 million to \$17.7 million, an increase of seven per cent. Since 1998, spending on game development has more than doubled.

Game development grants were equal to 11 per cent of AFL revenue and provided for broad-based participation and talented player pathway programs.



Ground Improvements

Ground improvements include amounts paid to support the improvement of venues for our fans. In 2002, the AFL spent \$6.0 million, which included the first annual payment for the redevelopment of the Northern Stand at the MCG. Other venues that were supported by the AFL in 2002 include Subiaco, AAMI Stadium, Gabba and Telstra Stadium.



AFL Payments to Clubs in 2002

The AFL's payments to clubs grew by \$9.3 million to \$71.2 million, an increase of 15 per cent. Since 1998, these payments have almost doubled. In 2002, these payments comprised:

- Base Distribution – \$56.5m (*see opposite*).
- Other Payments – \$8.3m (*see opposite*).
- Special Payments – \$6.4m including amounts paid as ground buy-out agreements, for signage rights at Telstra Dome and to help clubs develop the game around Australia.



Club	Base distribution	AFL members club support ¹	AFL members contribution to the gate ²	Finals allowance ³	Prizemoney ⁴	Special financial assistance	Total \$ (excl. GST)
Adel	3,531,996	41,980	-	115,000	165,000	-	3,853,976
B Lions	3,531,996	57,920	-	130,000	285,000	-	4,004,916
Carl	3,531,996	481,480	230,624	-	15,000	-	4,259,100
Coll	3,531,996	608,020	315,046	130,000	175,000	-	4,760,062
Ess	3,531,996	597,800	258,499	70,000	95,000	-	4,553,295
Frem	3,531,996	1,700	-	-	35,000	-	3,568,696
Geel	3,531,996	225,460	86,604	-	15,000	-	3,859,060
Haw	3,531,996	191,460	238,715	-	15,000	-	3,977,171
Kang	3,531,996	156,200	130,458	35,000	90,000	-	3,943,654
Melb	3,531,996	150,520	177,531	70,000	95,000	-	4,025,047
P Adel	3,531,996	7,580	4,735	115,000	230,000	-	3,889,311
Rich	3,531,996	307,280	231,943	-	95,000	-	4,166,219
St Kilda	3,531,996	174,340	141,678	-	15,000	-	3,863,014
Syd	3,531,996	56,200	-	-	60,000	-	3,648,196
WCE	3,531,996	8,840	-	35,000	90,000	-	3,665,836
W Bull	3,531,996	92,740	129,710	-	15,000	1,000,000	4,769,446
Total	56,511,936	3,159,520	1,945,542	700,000	1,490,000	1,000,000	64,806,998

¹ Amount paid to an AFL club when an AFL Club Support Member nominates that club as the one they support.


² Amount paid to the home club as part of the match return for every AFL Member (excluding Home Club AFL Club Support Members) who attends a home and away match.




³ Amount paid to clubs participating in the AFL Finals Series to subsidise player salaries.

⁴ Total of prizemoney from pre-season and premiership season competitions.

FAREWELLS

The 2002 season saw some of the biggest names in AFL football announce their retirement from the game. We honour those who provided such wonderful memories as well as paying tribute to several players and personalities who passed away in 2002. Among the retirees were Tony Lockett, the AFL's goals record holder, his Sydney teammate and inspirational captain Paul Kelly and Carlton's veteran midfielder Craig Bradley. The football community also mourned the passing of former Essendon champion and Australian Football Hall of Fame Legend Dick Reynolds.





Matthew Knights:
retired after 279 games

LONG LIST OF STARS CALL IT A DAY

Some of the game's greatest players retired in 2002 after making significant contributions over a long period. Football will be poorer for their absence.

They started 2002 as the seven oldest players in the AFL and by season's end they were gone. In order of age, it was farewell to Craig Bradley, Paul Salmon, Tony Liberatore, Tony Lockett, John Blakey, Dale Kickett and Stewart Loewe.

In the case of Salmon and Lockett, it was back to retirement after being lured by their respective clubs, Essendon and Sydney, out of their resting places.

In terms of games played, Bradley and Blakey will leave the biggest hole, having played more than 700 games between them. Bradley played a grand total of 501 senior games in the SANFL, the AFL, State of Origin and International Rules Series.

Bradley, 39, announced his retirement in November while Blakey was 36 when he played his last game for the Roos in the qualifying final against Melbourne.

Other notable retirees included three Brownlow Medallists – Paul Kelly, Lockett and Liberatore.


Lockett, the AFL's all-time leading goalkicker and the 1987 Brownlow Medallist, had retired at the end of the 1999 season but was lured back by Sydney for the 2002 season. Unfortunately, injuries restricted him to just three games and he retired, this time for good, after round 12.

Kelly, the 1995 Brownlow Medal winner, retired at the end of the season after a magnificent career with the Swans while Liberatore, the 1990 Medallist with the Western Bulldogs, retired after round 17.


Listed on this page are the details of players who played more than 100 games and retired during 2002. The AFL acknowledges the contribution of Geelong's Jason Snell, who was forced into premature retirement after badly breaking his lower leg in 2001.

Departing players of note include:


Winston Abraham: Fremantle/Kangaroos, 110 games, 159 goals
John Blakey: Fitzroy/Kangaroos, 359 games, 110 goals
Craig Bradley: Carlton, 375 games, 247 goals
Ang Christou: Carlton, 151 games, 20 goals
Scott Cummings: Essendon/Port Adelaide/West Coast/Collingwood, 128 games, 349 goals
Nick Daffy: Richmond/Sydney, 166 games, 182 goals
Andrew Dunkley: Sydney, 217 games, 11 goals
Steven Febey: Melbourne, 258 games, 40 goals
Paul Hudson: Hawthorn/Western Bulldogs/Richmond, 245 games, 479 goals
Paul Kelly: Sydney, 234 games, 200 goals
Dale Kickett: Fitzroy/West Coast/St Kilda/Essendon/Fremantle, 181 games, 64 goals
Glenn Kilpatrick: Essendon/Geelong, 146 games, 35 goals
Matthew Knights: Richmond, 279 games, 141 goals
Tony Liberatore: Western Bulldogs, 283 games, 95 goals
Tony Lockett: St Kilda/Sydney, 281 games, 1360 goals
Stewart Loewe: St Kilda, 321 games, 594 goals
Darren Mead: Port Adelaide, 122 games, 8 goals
Mark Merenda: Richmond/West Coast, 101 games, 88 goals
Anthony McDonald: Melbourne, 104 games, 41 goals
Tim McGrath: Kangaroos/Geelong, 226 games, 18 goals
Jason Norrish: Melbourne/Fremantle, 148 games, 25 goals
Shaun Rehn: Adelaide/Hawthorn, 167 games, 62 goals
Paul Salmon: Essendon/Hawthorn, 324 games, 561 goals
Wayne Schwass: Kangaroos/Sydney, 282 games, 154 goals
David Schwarz: Melbourne, 173 games, 243 goals
Brad Sholl: Kangaroos/Geelong, 171 games, 46 goals
Steven Sziller: St Kilda/Richmond, 156 games, 41 goals
Richard Taylor: Hawthorn/West Coast, 140 games, 57 goals
Tony Woods: Fitzroy/Collingwood/Hawthorn, 173 games, 36 goals




Stewart LOEWE



Ang CHRISTOU




Brad SHOLL




Anthony McDONALD




Jason NORRISH



Glenn KILPATRICK




Mark MERENDA



Craig BRADLEY




David SCHWARZ




Paul HUDSON



Darren MEAD



Tim McGRATH




Andrew DUNKLEY (top left) and Paul KELLY (top right)



Matthew KNIGHTS



Scott CUMMINGS




Richard TAYLOR




Winston ABRAHAM




John BLAKEY




Shaun REHN




Nick DAFFY



Paul SALMON




Steven FEBEY




Wayne SCHWASS




Steven SZILLER




Tony LOCKETT



Tony WOODS



Dale KICKETT



Tony LIBERATORE

Andy ANGWIN

One of Hawthorn's best-known and most respected figures, Andy Angwin, died on July 14, 2002, aged 83. His association with Hawthorn spanned 65 years. He played 75 games from 1938 to 1944 as a wingman, was a club champion (1940), a Victorian representative, inaugural president of Hawthorn's past players' committee in 1962 and from 1975 was head property steward, a position he held until the end. He received the AFL's Jack Titus award in 2000 in recognition of outstanding service to football.

Ron BROPHY

Ron Brophy died on January 2, 2002, aged 74. Brophy had six seasons in the VFL with his most memorable year being 1964 when he umpired the Melbourne-Collingwood Grand Final. He had charge of five other finals in his 81-game career.

Aif BROWN

Aif Brown, who died on July 28, 2002, as a journalist aged 88, was one of football's greatest legends in a reporting career spanning several decades. When football news was breaking, Brown thrived on giving the information to the readers of Melbourne's then mass circulation afternoon newspaper, *The Herald*. Starting in 1945, he covered 34 Grand Finals, about 1000 senior matches and wrote hundreds of back and front page lead stories. He retired in 1979, but continued to write feature stories. He was one of the original six media inductees into the Australian Football Hall of Fame in 1996.

Wally BUTTSWORTH

Triple Essendon best and fairest winner Wally Buttsworth died on May 22, 2002, aged 85. A top-class centre half-back from Western Australia, he played 188 games between 1939 and 1949 and was a member of six Grand Final teams for two premierships – in 1942 and 1946. He was reported to have taken 25 marks in the 1947 play-off which Essendon lost to Carlton by a point.

Ansell CLARKE

Ansell Clarke, the top-line Carlton rover and later captain and coach of St Kilda, died in October, 2002, aged 95. Before his death he was believed to be Carlton's oldest living player. Clarke played 145 games and kicked 242 goals for the Blues from 1929 to 1937. He won the best and fairest in 1936, was captain in 1937 and represented Victoria in 1933. He crossed to St Kilda and was coach from 1938 to 1940 and captain in 1938 and 1939.

Kevin COGHLAN

Kevin Coghlan, who died aged 72 on August 22, 2002, excelled at several sports and was also a prominent media commentator. Known as 'Skeeter' because of his 163 centimetre and 55.5 kilogram frame, he made his name

with Collingwood (31 games between 1949 and 1952) and Hawthorn (59 games between 1953 and 1956) and also in cricket, golf, squash and boxing. He was one of the early panellists on Channel Seven's *World of Sport* and wrote football and golf for Melbourne's afternoon newspaper, *The Herald*.

Bruce COMBEN

Bruce Comben, one of the toughest and most determined Carlton defenders and later a long-serving committeeman, died on December 15, 2002, aged 72. Comben was a big part of Carlton for more than 50 years, and was a man who always had the Blues at heart. He played 188 games from 1950 to 1961, captained the club from 1958-60 and won the best and fairest award in 1957 and 1958. He was also named in Carlton's Team of the Century and Hall of Fame. He served on the Carlton board for more than 30 years until ill-health forced him to step down early in 2001. Comben is also a winner of the Jack Titus award for his outstanding service to the AFL.

Don FURNESS

Don Furness, a top-line midfielder with Fitzroy in the 1950s, died on February 21, 2002, aged 71. Furness played 136 games between 1949 and 1959, winning the best and fairest in 1953 and 1955 and representing Victoria in both years. After retiring as a player, he coached Port Melbourne in the VFA before taking a seat on the Fitzroy committee.

Alma GREEVES

Alma Greeves, wife of football's first Brownlow Medallist, Edward 'Carji' Greeves, died in Geelong on December 6, 2002, aged 97. Her late husband, a Geelong champion, won the first medal in 1924 and was runner up in 1925, 1926 (equal) and 1928 and finished in the top five in 1927. Mrs Greeves wore the medal as a brooch from 1933. Carji Greeves gained his nickname after an actor named Carajulo and it stuck with him until his death, aged 60, in 1963.

Doug HEYWOOD

One of football's gentlemen and most respected figures, Doug Heywood died on July 26, 2002, aged 77. Heywood won acclaim as a player with Melbourne and a media commentator, where he excelled in football and tennis. A wingman/half-forward, he played 54 games from 1943 to 1944 and from 1948 to 1951, with his career broken by service in World War II. He played in the 1948 tied Grand Final, but was dropped for the replay.

Norm McDONALD

Norm McDonald, who died aged 76 on November 28, 2002, was one of Essendon's greatest defenders. The dashing and spectacular McDonald played 128 games from

1947-53, played in the 1949 and 1950 premierships and was the club best and fairest in 1951. McDonald was voted the 33rd best-ever Essendon player at the Champions of Essendon gala dinner not long before his death.

Tom MORROW

Tom Morrow, who captained Geelong in 1949, died at Geelong on June 18, 2002, aged 78. Morrow was a strong and mobile ruckman between 1946 and 1952 with his greatest triumph coming as first ruck in Geelong's 1951 premiership against Essendon. He was a state player in 1948 and 1949 and after his playing days spent many years on the Cats' committee.

Joe MURDOCH

Arthur 'Joe' Murdoch was a Richmond legend and before his death on December 26, 2002, aged 94, was Richmond's oldest living premiership player. He typified the old Richmond 'Eat 'em Alive' spirit and played 180 games from 1927 to 1936. He was a top performer, much of the time on the half-back line, and played in the 1932 and 1934 premiership sides as well as losing Grand Finals in 1928, 1929, 1931 and 1933.

Jack MURPHY

Collingwood life member and former player Patrick John 'Jack' Murphy died at the Naracoorte Hospital, South Australia, on October 2, 2002, aged 84. Murphy played 160 games with Collingwood from 1937 to 1947, won the best and fairest in 1941 and was a member of the 1939 Grand Final team that lost to Melbourne. He was a founding member of the Collingwood Social Club and after leaving the Magpies coached Victorian western district club Cobden to two premierships and later Shepparton to its first Goulburn Valley League flag.

Michael PATTERSON

Richmond premiership ruckman and senior Richmond and St Kilda coach Michael Patterson died on April 16, 2002, aged 61. Nicknamed 'Swamp Fox', Patterson was a fierce competitor and played 152 games between 1959 and 1969, including the 1967 premiership. He was coach of St Kilda from 1978 until part of 1980, when he was replaced by Alex Jesaulenko, and coached Richmond in 1984. He coached North Adelaide from 1970 to 1977, winning premierships in 1971 and 1972.

Dick REYNOLDS

Dick Reynolds passed away on September 2, 2002, aged 87. He was the face of Essendon for 65 years, a champion footballer, smooth, humble and good-looking. He played 320 games (a club and League record when he retired in 1951), including 10 Grand Finals, coached the club to four flags, played in four premierships, won seven best and fairests and, of course, won three Brownlow Medals. Only three days before his death he

was given a standing ovation when selected as the greatest player in Essendon's history. He became captain-coach of the Bombers in 1939 and stayed until 1960. He served on the Essendon committee, being, among other things, a vice-president and chairman of selectors and is a Legend in the Australian Football Hall of Fame.

Tom REYNOLDS

Tom Reynolds, a leading Essendon player in his own right, died a little more than two months after his famous brother, Dick. He died on November 8, 2002, aged 84. Reynolds played 109 games and kicked 361 goals from 1937 to 1944, topped the club's goalkicking in 1938, 1939, 1941 and 1942 and was a member of the 1942 premiership side. He kicked seven goals in the losing 1943 Grand Final against Richmond, a tally that equalled the then League record for a Grand Final. In 1939, both Tom and Dick played in the Victorian team.

Alby RODDA

One of Melbourne's finest rovers and a three-time premiership player, Alby Rodda died on May 15, 2002, aged 81. Rodda played in flags in 1939, 1940 and 1948, the drawn Grand Final of 1948 and the losing 1946 Grand Final. Rodda, whose career was interrupted because of service in World War II, played 131 games between 1939 and 1950 and won the best and fairest in 1948. He went to country Victoria to captain and coach Myrtleford, where he remained until his death.

Bervyn WOODS



Bervyn Woods, who died on January 13, 2002, aged 92, was a central figure in one of the biggest upheavals in Collingwood's history. In 1950 when the legendary Jock McHale ended his marathon 38-year coaching span, Woods was appointed coach on the casting vote of president Harry Curtis. This caused divisions as the popular choice was leading player Phonse Kyne. As the push for Kyne strengthened, Woods resigned and several of the club's biggest names on the committee, who supported Woods, were swept from power. Woods played 110 games and was a member of the 1935 and 1936 premiership teams.




Roy WRIGHT

Dual Richmond Brownlow Medallist Roy Wright, who died on July 30, 2002, aged 73, was one of football's most accomplished ruckmen. A powerhouse who played fairly, he was known as the 'Gentle Giant'. Apart from his two Brownlows (1952 and 1954), he was club champion four times and represented Victoria 18 times. A member of the Australian Football Hall of Fame, he played 195 games from 1946 to 1959 and was captain in 1958 and 1959. He later became well known on the ABC with his considered football comments. He was named No.1 ruckman in Richmond's Team of the Century.

2002 AWARDS, WINNERS & RESULTS

The major award winners for 2002 were Brisbane Lions' midfielder Simon Black, who won the 2002 Brownlow Medal, Melbourne captain and star forward David Neitz, who won the John Coleman Medal and St Kilda's Nick Riewoldt, who won the National AFL Rising Star. Collingwood captain Nathan Buckley won the Norm Smith Medal and for the second successive season Brisbane Lions coach Leigh Matthews was presented the Jock McHale Medal. The Lions won back-to-back AFL premierships and Port Adelaide again triumphed in the pre-season competition, the Wizard Home Loans Cup.





2002 Brownlow Medallist
Simon Black

Another Brownlow for Brisbane

The Brisbane Lions again triumphed on Brownlow Medal night, when star midfielder Simon Black won the coveted award five days before helping his club to a second successive premiership.

Black was showered in glory and the 2001 winner, teammate Jason Akermanis, was by his side to present him with the medal after the last votes had been counted.

The much-heralded Lions midfield now has three Brownlow Medallists – captain Michael Voss (1996), Akermanis (2001) and Black. That leaves the remaining member of the 'Fab Four', Nigel Lappin, with an urgent challenge in 2003.

Black, born in Mt Isa but drafted from East Fremantle, played his 100th game in the Grand Final and was one of the favourites to win the Brownlow, along with Luke Darcy (Western Bulldogs), Josh Francou (Port Adelaide) and Ben Cousins (West Coast).

In his younger days, Black was an ardent Eagles supporter, but said he had loved being with the Lions since day one and now considered Brisbane his home.

Black's parents, Ray and Fran, plus girlfriend Catherine Chappell, were with him in the thrilling finish that narrowed to a race to the line between Black and Francou.

"It's an amazing experience to see a little boy grow up and become a man and win an award like this," Ray Black said.

In the hectic finish, Black broke clear and won with 25 votes, four clear of Francou. Voss, Melbourne's Adem Yze and Hawthorn's Shane Crawford were equal third on 17.

Black polled in 11 games and was voted best afield in five of them. He made his big run from round 17, polling in five of the final six rounds to move from 12 votes to 25.

It was the first time a club has produced successive medallists since Hawthorn's John Platten (1986) and Robert DiPierdomenico (1987) were successful.


The Lions also had the much-improved Des Headland high on the leaders' board. He finished with 16 votes, a wonderful effort for a player who missed the first five games and whose career appeared to be at a standstill.

Fourteen Lions polled a total of 100 votes, seven more than the next best club, Port Adelaide.

Black, who didn't miss a game in 2001 and 2002, more than doubled his 2001 total of 12 votes.

Another Lion, Martin Pike, also reached double figures with 10.

Darcy, the Bulldogs ruckman, didn't do as well as many expected but finished with a respectable 16 votes.



LEADER: Simon Black's success on the field was reflected in his prominence in AFL stats' lists.


Leading vote-scorers 2002

25	Simon Black	(Brisbane Lions)
21	Josh Francou	(Port Adelaide)
17	Michael Voss	(Brisbane Lions)
17	Shane Crawford	(Hawthorn)
17	Adem Yze	(Melbourne)
16*	Andrew McLeod	(Adelaide)
16	Des Headland	(Brisbane Lions)
16	Travis Johnstone	(Melbourne)
16	Paul Williams	(Sydney)
16	Ben Cousins	(West Coast Eagles)
16	Luke Darcy	(Western Bulldogs)

* Ineligible due to Tribunal suspension.

Club totals

100	Brisbane Lions
93	Port Adelaide
84	Adelaide
72	Essendon
71	Collingwood
68	Kangaroos
67	Geelong
66	Melbourne
65	Sydney
65	Western Bulldogs
63	West Coast Eagles
59	Hawthorn
56	Fremantle
51	St Kilda
42	Richmond
34	Carlton



STANDOUT: Lions midfielder Simon Black had a stellar season in 2002, winning the Brownlow Medal by four votes and also taking out his club best and fairest award.

Lions triumph in premiership thriller

The Brisbane Lions won their second successive premiership but not before underdog Collingwood gave the 2002 flag favourites the fright of their lives.

In a game that saw the final margin of nine points become the biggest lead of the day, the Lions held on to join a select group of clubs that have won back-to-back premierships.

On a cold and wet day at the MCG, the Lions and the Magpies fought out one of the best Grand Finals in recent seasons. The Lions' nine-point win was the closest Grand Final result since Hawthorn defeated Geelong by six points in the epic 1989 Grand Final.

With the game in the balance, Brisbane Lions midfielder Jason Akermanis ended Collingwood's hopes at the 23-minute mark of the final quarter when his left-foot snap yielded a goal that broke the back of the Magpies' resistance.

Earlier in the quarter, Collingwood had taken the lead, albeit narrowly, through Josh Fraser, but a free kick to Lions veteran Alastair Lynch, then Akermanis's goal, sealed the result for the defending premiers.

For the Magpies it was a bitter-sweet day. They had two of the best players on the ground – Nathan Buckley and Anthony Rocca – and they played above most experts' predictions and were courageous in defeat.

Buckley won the Norm Smith Medal as best afield and was brilliant gathering 32 disposals. He was a shattered man at the end, but could hold his head high after leading by example from start to finish.

In fact, both captains led their sides magnificently. Michael Voss was a tower of strength for the Lions, particularly in the last 10 minutes when his team had to defend to hold off the Magpies.

The game started in wet, blustery conditions and the first-quarter scoreline – Collingwood 1.4 to the Lions' 0.4 – was an indication of just how tough the going was.

The Lions had the better of the second quarter, though they were off target, kicking 4.8 to Collingwood's 3.0, and held an eight-point lead at the main break.

The consensus was that the Lions, with their superior talent and experience in big matches, would power away in the second half and win like a good team.

Obviously that was not the belief in the Collingwood camp. In a tight and intriguing third quarter, both clubs

added four goals. Late in the quarter, Chris Tarrant missed a couple of set shots that might have given Collingwood the lead and the all-important momentum going into the final term. Deep into time-on, the Lions booted the last two goals – one from Jonathan Brown and another to Voss – to halt the Collingwood fightback. At the final break, the Lions held a four-point lead.

The Magpies hit the lead early in the final term when Fraser booted the last of his three goals, but the Lions proved steadier when it counted most. When Akermanis goaled, Collingwood had to kick two goals to clinch the premiership and the task was too great.

Understandably, the Magpies' emotions were mixed. "I feel desperately sorry for the players who worked so diligently. That was the only way we were going to beat them," said coach Mick Malthouse. It was a visibly upset Malthouse who consoled his men on the ground after the game.

For Lions' coach Leigh Matthews, it was the culmination of two wonderful seasons and the realisation that his club is the fifth in the past 20 years to win successive premierships. The Lions joined Adelaide (1997-1998), Hawthorn (1998-1999), Essendon (1984-1985) and Carlton (1981-1982) as clubs that have won back-to-back flags in that time.

"The ability to win the two consecutive (premierships) means you're a very, very good football side. I think this certainly gives us that legitimate status," Matthews said.

The challenge now for the Lions is to become the first club since Melbourne (1955, 1956 and 1957) to win three successive premierships but the way they have performed over the past two seasons, they seem to have the hunger and desire to put themselves among the all-time great teams.

2002 AFL Grand Final

Brisbane Lions	0.4	4.12	8.14	10.15	(75)
Collingwood	1.4	4.4	8.10	9.12	(66)

Best: Brisbane Lions – Voss, Lappin, Brown, Keating, Hart, Lynch.

Collingwood – Buckley, Rocca, Wakelin, Burns, Fraser, Lonie.

Goals: Brisbane Lions – Lynch 4, Voss, McRae, Akermanis, Brown, Black, Hart.

Collingwood – Rocca 4, Fraser 3, Buckley, Lockyer.

Umpires: M. James, B. Allen, S. McBurney


Attendance: 91,817

Norm Smith Medal: Nathan Buckley (Collingwood)






2002 Premiers - Brisbane Lions




Michael VOSS (captain)



Leigh MATTHEWS (coach)



Chris JOHNSON




Mal MICHAEL




Darryl WHITE



Chris SCOTT




Justin LEPPITSCH



Marcus ASHCROFT




Brad SCOTT




Martin PIKE




Des HEADLAND



Jonathan BROWN




Nigel LAPPIN



Craig McRAE




Alastair LYNCH




Luke POWER




Beau McDONALD




Simon BLACK




Jason AKERMANIS



Shaun HART



Tim NOTTING



Clark KEATING



Aaron SHATTOCK



2002 Premiership Cup

Leigh Matthews clinches third

Leigh Matthews is already a legend of the game, but his record as a coach assumed even greater proportions when he guided the Brisbane Lions to their second successive premiership.

In doing so, Matthews claimed his third Jock McHale Medal, awarded each year to the premiership coach. The medal honours James (Jock) McHale, the doyen of coaches who guided Collingwood through an amazing 714 games from 1912 to 1949, including 17 Grand Finals and eight premierships.

Matthews' deeds as a player and coach are well known, but in 2002 he became just the seventh man to have coached two clubs to a premiership. During the course of the season, he became the first to have coached in 300 VFL/AFL games and played in 300 VFL/AFL games.

He has now been involved in seven premierships – four as a player with Hawthorn, one as a coach with Collingwood

and two as coach of the Lions – and his status as one of the game's all-time greats has been enhanced even further.

Once again, Matthews oversaw a memorable season for the Lions, who were coming off their historic 2001 premiership – the club's first.

As they did in 2001, the Lions produced the Brownlow Medal-premiership double with midfielder Simon Black winning the AFL's highest individual award and the Lions holding off a gritty and determined Collingwood on Grand Final day.

Since he joined the Lions in 1999, there has never been any doubt Matthews would turn around the fortunes of the talented Brisbane Lions line-up. They finished fourth in 1999, fifth in 2000 and have climbed to the top of the AFL mountain, winning the 2001 Grand Final against Essendon, and the 2002 showdown against the Magpies by nine points in what was a thrilling contest.


McHale Medal

2002	Leigh Matthews	(Bris)	1975	Ron Barassi	(N Melb)
2001	Leigh Matthews	(Bris)	1974	Tom Hafey	(Rich)
2000	Kevin Sheedy	(Ess)	1973	Tom Hafey	(Rich)
1999	Denis Pagan	(Kang)	1972	John Nicholls	(Carl)
1998	Malcolm Blight	(Adel)	1971	John Kennedy	(Haw)
1997	Malcolm Blight	(Adel)	1970	Ron Barassi	(Carl)
1996	Denis Pagan	(Kang)	1969	Tom Hafey	(Rich)
1995	David Parkin	(Carl)	1968	Ron Barassi	(Carl)
1994	Mick Malthouse	(WCE)	1967	Tom Hafey	(Rich)
1993	Kevin Sheedy	(Ess)	1966	Allan Jeans	(St Kilda)
1992	Mick Malthouse	(WCE)	1965	John Coleman	(Ess)
1991	Alan Joyce	(Haw)	1964	Norm Smith	(Melb)
1990	Leigh Matthews	(Coll)	1963	Bob Davis	(Geel)
1989	Allan Jeans	(Haw)	1962	John Coleman	(Ess)
1988	Alan Joyce	(Haw)	1961	John Kennedy	(Haw)
1987	Robert Walls	(Carl)	1960	Norm Smith	(Melb)
1986	Allan Jeans	(Haw)	1959	Norm Smith	(Melb)
1985	Kevin Sheedy	(Ess)	1958	Phonse Kyne	(Coll)
1984	Kevin Sheedy	(Ess)	1957	Norm Smith	(Melb)
1983	Allan Jeans	(Haw)	1956	Norm Smith	(Melb)
1982	David Parkin	(Carl)	1955	Norm Smith	(Melb)
1981	David Parkin	(Carl)	1954	Charlie Sutton	(Foots)
1980	Tony Jewell	(Rich)	1953	Phonse Kyne	(Coll)
1979	Alex Jesaulenko	(Carl)	1952	Reg Hickey	(Geel)
1978	David Parkin	(Haw)	1951	Reg Hickey	(Geel)
1977	Ron Barassi	(N Melb)	1950	Dick Reynolds	(Ess)
1976	John Kennedy	(Haw)			

Premiership Coach's Medal

1949	Dick Reynolds	(Ess)	1921	Dan Minogue	(Rich)
1948	'Checker' Hughes	(Melb)	1920	Dan Minogue	(Rich)
1947	Percy Bentley	(Carl)	1919	Jock McHale	(Coll)
1946	Dick Reynolds	(Ess)		Henry Elms	(S Melb)
1945	Percy Bentley	(Carl)	1918	Herbert Howson	(S Melb)
1944	Fred Hughson	(Fitz)	1917	Jock McHale	(Coll)
1943	Jack Dyer	(Rich)	1916	George Holden	(Fitz)
1942	Dick Reynolds	(Ess)	1915	Norman Clark	(Carl)
1941	'Checker' Hughes	(Melb)	1914	Norman Clark	(Carl)
1940	'Checker' Hughes	(Melb)	1913	Percy Parratt	(Fitz)
1939	'Checker' Hughes	(Melb)	1912	Jack Worrall	(Ess)
1938	Brighton Diggins	(Carl)	1911	Jack Worrall	(Ess)
1937	Reg Hickey	(Gee)	1910	George Angus	(Coll)
1936	Jock McHale	(Coll)	1909	Charlie Ricketts	(S Melb)
1935	Jock McHale	(Coll)	1908	Jack Worrall	(Carl)
1934	Percy Bentley	(Rich)	1907	Jack Worrall	(Carl)
1933	Jack Bisset	(S Melb)	1906	Jack Worrall	(Carl)
1932	'Checker' Hughes	(Rich)	1905	Fitzroy	
1931	Charlie Clymo	(Gee)	1904	Fitzroy	
1930	Jock McHale	(Coll)	1903	Collingwood	
1929	Jock McHale	(Coll)	1902	Collingwood	
1928	Jock McHale	(Coll)	1901	Essendon	
1927	Jock McHale	(Coll)	1900	Melbourne	
1926	Bert Chadwick	(Melb)	1899	Fitzroy	
1925	Cliff Rankin	(Gee)	1898	Fitzroy	
1924	Sid Barker	(Ess)	1897	Essendon	
1923	Sid Barker	(Ess)			
1922	Vic Belcher	(Fitz)			

Awarded to the premiership coach (1897–1949).
The first officially appointed League coach was Jack Worrall.
In 1918 South Melbourne appointed joint coaches.



CROWNING GLORY: Leigh Matthews is flanked by his ecstatic players after guiding the Brisbane Lions to their second successive premiership.

Buckley memorable

Collingwood captain Nathan Buckley became the first player since Geelong's Gary Ablett in 1989 to win the Norm Smith Medal in a losing Grand Final side.

The medal was some consolation for the bitterly disappointed Buckley, who played brilliantly in his bid to lift Collingwood to near victory against the Brisbane Lions.

Buckley polled 12 votes to win by four from another Magpie, Anthony Rocca. Then followed Lions Nigel Lappin (five), Michael Voss (four) and Simon Black (one).

Ironically, Buckley started his AFL career with Brisbane in 1993 and after one season in Queensland joined Collingwood. He has been one of the AFL's superstars throughout his career, winning the first AFL Rising Star award in his debut year.

He has had a lifelong ambition to play finals football and to be part of a premiership side, but the major part of that dream is yet to be fulfilled.

Buckley had 28 kicks and four handballs in one of his most memorable matches on Grand Final day last year, but like all Collingwood players and supporters found the nine-point defeat hard to swallow. At least they knew they had pushed the Lions all the way in a brave display.


Only twice since the Norm Smith Medal was first awarded in 1979 has a player from the losing side been the recipient. Ablett won in 1989 when he kicked nine goals for Geelong in the loss to Hawthorn and Maurice Rioli won despite Richmond's loss to Carlton in 1982.

Buckley became the second Collingwood player to win the Norm Smith Medal, joining Tony Shaw, who was victorious when Collingwood won its last premiership in 1990.

Since arriving at Collingwood in 1994, Buckley has won five Copeland Trophies (one shared) and been an All-Australian on six occasions.

He was a fitting winner of the Norm Smith Medal, one of football's most prestigious awards.

The medal honours the late Norm Smith, the great Melbourne player and premiership coach. Smith played in four premiership sides with Melbourne and coached the club to six flags in the 1950s and 1960s.



ON THE RUN: Nathan Buckley gathers one of his 32 disposals in the 2002 Grand Final, a performance which netted him the Norm Smith Medal.

2002 voting

12	Nathan Buckley	(Coll)
8	Anthony Rocca	(Coll)
5	Nigel Lappin	(B. Lions)
4	Michael Voss	(B. Lions)
1	Simon Black	(B. Lions)

Judging panel:

Robert Walls (Channel 10)
 Patrick Smith (*The Australian*)
 Geoff Slattery (*AFL Record*)
 Mark Duffield (*The West Australian*)
 Dwayne Russell (ABC Radio)



LOOKING BACK: No one could deny Nathan Buckley's status as one of the greats of the modern game after his best afield display.

Neitz, Demons' first

David Neitz is Melbourne's first winner of the Coleman Medal, an honour he achieved by kicking 75 goals in the premiership season.

Neitz's victory broke the two-year sequence of Essendon full-forward Matthew Lloyd, who missed seven games because of injury in 2002 and finished with 47.

At the start of the season, Lloyd was hot favourite to win again and was shooting for three years in a row, a feat accomplished by only the late John Peck of Hawthorn (1963, 1964, 1965) and Geelong's Gary Ablett (1993, 1994, 1995).

Brisbane Lions forward Alastair Lynch was second with 58 goals, followed by Geelong's Kent Kingsley and the Western Bulldogs' Nathan Brown, both on 57.

Sydney's Barry Hall, one of the favourites at the halfway mark of the season, ruined his chances with a five-match suspension from rounds 16 to 20 and returned a total of 55.

But Neitz was the supreme forward and Melbourne finally broke through for a win. His best bags were nine against Carlton, seven against the Brisbane Lions and the Western Bulldogs and six against the West Coast Eagles and Port Adelaide.

Neitz, the Melbourne captain, had previously won the Demons' goalkicking in 1996 (56 goals) and 1999 (46) and shared the award in 1997 (30).


The last Melbourne player to lead the League goalkicking was Fred Fanning with 97 in 1947. He was retrospectively awarded a leading goalkicker medal. The Coleman Medal is awarded to winners since 1955, the year after great Essendon full-forward, the late John Coleman, prematurely retired due to a knee injury.

Despite Neitz's success, Melbourne remains the only one of the original VFL clubs not to produce a century goalkicker in a season.

Leading 2002 goalkickers

Home and away goal tallies; full season totals in brackets

David Neitz	(Melb)	75	(82)
Alastair Lynch	(B Lions)	58	(74)
Nathan Brown	(W Bulldogs)	57	(57)
Kent Kingsley	(Geel)	57	(57)
Barry Hall	(Syd)	55	(55)
Stephen Milne	(St Kilda)	50	(50)
Saverio Rocca	(Kang)	49	(50)
Brett Burton	(Adel)	48	(51)
Matthew Lloyd	(Ess)	47	(47)
Jason Akermanis	(B Lions)	46	(49)
Phil Matera	(WCE)	46	(46)
Warren Tredrea	(P Adel)	45	(49)



NEITZ: Melbourne's first Coleman Medallist.

Coleman Medallists *Home and away games only*

2002 David Neitz (Melb) 75	1974 Doug Wade (N Melb) 91	1949 John Coleman (Ess) 85	1921 Cliff Rankin (Geel) 61
2001 Matthew Lloyd (Ess) 96	1973 Peter McKenna (Coll) 84	1948 Lindsay White (Geel) 86	1920 George Bayliss (Rich) 62
2000 Matthew Lloyd (Ess) 94	1972 Peter McKenna (Coll) 130	1947 Fred Fanning (Melb) 97	1919 Dick Lee (Coll) 47
1999 Scott Cummings (WCE) 88	1971 Peter Hudson (Haw) 140	1946 Des Fothergill (Coll) 63	1918 Ern Cowley (Carl) 35
1998 Tony Lockett (Syd) 107	1970 Peter Hudson (Haw) 146	1945 Fred Fanning (Melb) 67	1917 Dick Lee (Coll) 50
1997 Tony Modra (Adel) 81	1969 Doug Wade (Geel) 122	1944 Fred Fanning (Melb) 87	1916 Dick Lee (Coll) 46
1996 Tony Lockett (Syd) 114	1968 Peter Hudson (Haw) 125	1943 Fred Fanning (Melb) 62	1915 Jimmy Freake (Fitz) 65
1995 Gary Ablett (Geel) 118	1967 Doug Wade (Geel) 79	1942 Lindsay White (St Melb) 67	1914 Dick Lee (Coll) 57
1994 Gary Ablett (Geel) 113	1966 Ted Fordham (Ess) 73	1941 Sel Murray (Nth Melb) 88	1913 Roy Park (University) 53
1993 Gary Ablett (Geel) 124	1965 John Peck (Haw) 56	1940 Jack Titus (Rich) 92	1912 Harry Breerton (Melb) 56
1992 Jason Dunstall (Haw) 139	1964 John Peck (Haw) 68	1939 Ron Todd (Coll) 98	1911 Harry Breerton (Melb) 46
1991 Tony Lockett (St Kilda) 118	1963 John Peck (Haw) 69	1938 Ron Todd (Coll) 102	1910 Percy Martini (Geel) 51
1990 John Longmire (N Melb) 98	1962 Doug Wade (Geel) 62	1937 Dick Harris (Rich) 64	1910 Dick Lee (Coll) 51
1989 Jason Dunstall (Haw) 128	1961 Tom Carroll (Carl) 54	1936 Bill Mohr (St Kilda) 101	1909 Dick Lee (Coll) 55
1988 Jason Dunstall (Haw) 124	1960 Ron Evans (Ess) 67	1935 Bob Pratt (St Melb) 97	1908 Dick Lee (Coll) 50
1987 Tony Lockett (St Kilda) 117	1959 Ron Evans (Ess) 69	1934 Bob Pratt (St Melb) 138	1907 Dick Lee (Coll) 45
1986 Brian Taylor (Coll) 100	1958 Ian Brewer (Coll) 67	1933 Gordon Coventry (Coll) 108	1906 Mick Grace (Carl) 45
1985 Simon Beasley (Foots) 93	1957 Jack Charles Collins (Foots) 74	1932 George Moloney (Geel) 109	1905 Charlie Pannam (Coll) 38
1984 Bernie Quinlan (Fitz) 102	1956 Bill Young (St Kilda) 56	1931 Harry Vallance (Carl) 72	1904 Vince Coutie (Melb) 39
1983 Bernie Quinlan (Fitz) 106	1955 Noel Rayson (Geel) 77	1930 Gordon Coventry (Coll) 105	1903 Teddy Lockwood (Coll) 33
1982 Malcolm Blight (N Melb) 94		1929 Gordon Coventry (Coll) 118	1902 Charlie Baker (St Kilda) 30
1981 Michael Roach (Rich) 86		1928 Gordon Coventry (Coll) 78	1901 Fred Hiskins (Ess) 34
1980 Michael Roach (Rich) 107		1927 Gordon Coventry (Coll) 88	1900 Teddy Lockwood (Geel) 24
1979 Kelvin Templeton (Foots) 91		1926 Gordon Coventry (Coll) 78	1900 Albert Thurgood (Ess) 24
1978 Kelvin Templeton (Foots) 118		1925 Lloyd Hagger (Geel) 70	1899 Eddy James (Geel) 31
1977 Peter Hudson (Haw) 105		1924 Jack Moriarty (Fitz) 75	1898 Archie Smith (Coll) 31
1976 Larry Donohue (Geel) 99		1923 Greg Stockdale (Ess) 64	1897 Eddy James (Geel) 22
1975 Leigh Matthews (Haw) 67		1922 Horrie Clover (Carl) 54	1897 Jack Leith (Melb) 22

Leading Goalkicker Medallists

Home and away games only

1954 Jack Collins (Foots) 73	1953 John Coleman (Ess) 96
1952 John Coleman (Ess) 103	1951 John Coleman (Ess) 75
1950 John Coleman (Ess) 112	

Riewoldt shines

St Kilda produced the National AFL Rising Star winner for the second successive year when exciting youngster Nick Riewoldt claimed the award.

Six of the seven judges gave their first votes to Riewoldt, who had a stellar year for the Saints.

He polled 34 votes to win from dashing West Coast Eagle Chris Judd (29 votes) and highly promising Hawthorn rookie Luke Hodge (12). The only other player to poll double-figure votes was Shaun Burgoyne of Port Adelaide.

Riewoldt was the hot favourite to win the award as his form in many games during 2002 was outstanding, particularly for a player who, at that stage, was still only 19 (Riewoldt turned 20 in October).

Riewoldt made his debut with St Kilda late in 2001, after being stricken with a knee injury, and played six games. In 2002, he played all 22 home and away games and kicked 23 goals.

The judges nominate a player after each of the 22 home and away rounds. In 2002, 11 of the 22 players received votes in the final judging, but the award developed into a battle between Riewoldt and Judd.

Justin Koschitzke, winner of the 2001 award, hit a hurdle in 2002 with a back injury and managed to play only the first four games.

Riewoldt, from Southport in Queensland, was the No. 1 selection at the 2000 AFL National Draft and Koschitzke the No. 2 pick. Riewoldt received the new National AFL Rising Star Medal from the Edward Goff, the National Bank's general manager-business development and strategy, financial services Australia at Melbourne's Grand Hyatt in September. The presentation was held in conjunction with the announcement of the 2002 All-Australian team.

Riewoldt also received a National investment portfolio to the value of \$20,000, a dedicated National Personal Banker and a National Financial Planner.

Nominees must not have played more than 10 games at the start of 2002 and had to be under the age of 21 at January 1, 2002. They also must not have been suspended by the AFL or by state league tribunals during 2002.

The judges were Rod Austin, Kevin Bartlett, Andrew Demetriou, Gerard Healy, Neil Kerley, Robert Walls and Chris Mainwaring with Wayne Jackson as non-voting chairman.

Voting

34	Nick Riewoldt	(St Kilda)
29	Chris Judd	(WCE)
12	Luke Hodge	(Haw)
10	Shaun Burgoyne	(P Adel)
5	Mark Coughlan	(Rich)
5	James Kelly	(Geel)
4	Ty Zantuck	(Rich)
3	Jason Cloke	(Coll)
1	Jamie Charman	(B Lions)
1	Tadhg Kennelly	(Syd)
1	Jordan McMahon	(W Bulldogs)

2002 weekly nominations

Week 1	Paul Medhurst	(Frem)
Week 2	Chris Judd	(WCE)
Week 3	Steven Armstrong	(Melb)
Week 4	James Bartel	(Geel)
Week 5	Nick Riewoldt	(St Kilda)
Week 6	Jason Cloke	(Coll)
Week 7	Xavier Clarke	(St Kilda)
Week 8	David Rodan	(Rich)
Week 9	Shane Birss	(W Bulldogs)
Week 10	Mark McGough	(Coll)
Week 11	Ryan Hargrave	(W Bulldogs)
Week 12	James Kelly	(Geel)
Week 13	Shaun Burgoyne	(P Adel)
Week 14	Mark Coughlan	(Rich)
Week 15	Luke Hodge	(Haw)
Week 16	Alan Didak	(Coll)
Week 17	Nick Ries	(Haw)
Week 18	Jordan McMahon	(W Bulldogs)
Week 19	Tadhg Kennelly	(Syd)
Week 20	Ty Zantuck	(Rich)
Week 21	Jamie Charman	(B Lions)
Week 22	Campbell Brown	(Haw)

Previous winners

1993	Nathan Buckley	(Bris)
1994	Chris Scott	(Bris)
1995	Nick Holland	(Haw)
1996	Ben Cousins	(WCE)
1997	Michael Wilson	(P Adel)
1998	Byron Pickett	(Kang)
1999	Adam Goodes	(Syd)
2000	Paul Hasleby	(Frem)
2001	Justin Koschitzke	(St Kilda)



YOUNG GUN: Nick Riewoldt won the National AFL Rising star award and St Kilda's best and fairest.

Seven new All-Australians

Seven players – Chris Johnson, Matthew Pavlich, Brett Montgomery, Adem Yze, Luke Darcy, Josh Francou and Adam Simpson – won All-Australian status for the first time in 2002.

Pavlich had the further honour of being the first Fremantle player to win selection.

Non-Victorian clubs dominated the 22-man team with six players coming from the Brisbane Lions, four from Port Adelaide, two from Adelaide and one each from West Coast and Fremantle.

There were sweeping changes from the 2001 All-Australian line-up with not one player from the six-man defence making it into the 2002 team.

Players to miss selection from the 2001 team were Gavin Wanganeen (Port Adelaide), Jonathan Hay (Hawthorn), Darren Gaspar (Richmond), Joel Smith (Hawthorn), Sean Wellman (Essendon), Andrew McKay (Carlton), Brett Ratten (Carlton), Nathan Buckley (Collingwood), James Hird (Essendon), Brad Ottens (Richmond), Matthew Lloyd (Essendon), Andrew McLeod (Adelaide), Simon Goodwin (Adelaide) and Jason Johnson (Essendon).

Adelaide captain Mark Ricciuto is the most established of the current All-Australians, having won selection an amazing five times. He first made the team in 1994.

Brisbane Lions captain Michael Voss, Hawthorn captain Shane Crawford, West Coast captain Ben Cousins and Adelaide defender Ben Hart all won selection for the fourth time.

Selected for the third time were Kangaroos utility Glenn Archer, Brisbane Lions on-baller Jason Akermanis and Western Bulldogs on-baller Brad Johnson.

The selection of Pavlich at full-back was a great result for player and club as a Fremantle Docker had never been selected in the All-Australian side since the club made its AFL debut in 1995.

The spearhead role went to Melbourne captain and 2002 Coleman Medallist David Neitz. He kicked 75 goals in the home and away series and another seven in Melbourne's two finals to take his season's tally to 82.

Much has been said of the Brisbane Lions' strong midfield and that shone through at the All-Australian selection table with Simon Black taking the job in the


centre, Akermanis on the wing, Voss on the half-forward flank and Lappin on the interchange.

Melbourne ball magnet Adem Yze also won a berth in the midfield after being close to selection the previous year.

Port Adelaide's strong marking Warren Tredrea retained the centre half-forward position and was the only member of the 2001 goal-to-goal line to stay in the team.

The career of Port's Brett Montgomery has blossomed and was underlined by his All-Australian debut, while Adelaide's Ben Hart returned to the team after an absence of a few years. Hart was an All-Australian in 1992, 1993 and 1999.

The breakdown of clubs with players selected was: Brisbane Lions (six), Port Adelaide (four), Western Bulldogs (three), Adelaide, Kangaroos, Melbourne (two each), West Coast, Hawthorn and Fremantle (one each).



ALL-AUSTRALIANS: David Neitz, Adem Yze, Brad Johnson, Nathan Brown and Luke Darcy at the All-Australian dinner.

2002 All-Australian team

BACKS			
Chris Johnson (<i>B. Lions</i>)	Matthew Pavlich (<i>Frem</i>)	Glenn Archer (<i>Kang</i>)	
HALF-BACKS			
Brett Montgomery (<i>Port</i>)	Justin Leppitsch (<i>B. Lions</i>)	Ben Hart (<i>Adel</i>)	
CENTRES			
Jason Akermanis (<i>B. Lions</i>)	Simon Black (<i>B. Lions</i>)	Adem Yze (<i>Melb</i>)	
HALF-FORWARDS			
Michael Voss (<i>B. Lions</i>)	Warren Tredrea (<i>Port</i>)	Brad Johnson (<i>WB</i>)	
FORWARDS			
Nathan Brown (<i>WB</i>)	David Neitz (<i>Melb</i>)	Luke Darcy (<i>WB</i>)	
FOLLOWERS			
Matthew Primus (<i>Port</i>)	Josh Francou (<i>Port</i>)	Ben Cousins (<i>WCE</i>)	
INTERCHANGE			
Shane Crawford (<i>Haw</i>)	Nigel Lappin (<i>B. Lions</i>)	Mark Ricciuto (<i>Adel</i>)	Adam Simpson (<i>Kang</i>)
CAPTAIN	VICE-CAPTAIN	COACH	UMPIRE
Michael Voss	Matthew Primus	Leigh Matthews (<i>B. Lions</i>)	Brett Allen

Selectors: Rod Austin, Kevin Bartlett, Andrew Demetriou, Gerard Healy, Neil Kerley, Chris Mainwaring, Robert Walls. AFL Chief Executive Officer Wayne Jackson was non-voting chairman.

Australia wins thrilling series

Australia claimed the 2002 International Rules Series against Ireland with two thrilling and emotion-charged performances at Dublin's Croke Park.

A seven-point win and a draw for a 1-0 result reversed the previous series in Australia when Ireland proved too strong and talented and won 2-0. Despite missing several star players through injury and unavailability, Australia showed nerves of steel to come from behind in both Tests.

The first Test saw Australia win 65-58 in a fast and highly entertaining contest, yet it was the passion and pride of both countries that shone through on the day.

From the moment the national anthems were played and a minute's silence observed in honour of the lives lost in the Bali tragedy – which affected so many Australians and a large section of the football community – the match took on emotional significance.

A week later, Australia came from behind again, in the most stirring circumstances, to force a draw in the deciding second Test.

In conditions that caused all other sport in Ireland to be cancelled – it was never more than four degrees and always raining – the Australians came home with a strong wind, and an even stronger will. They were able to overcome the same deficit, 19 points – this time at the last change – to force a draw before 71,544 freezing, passionate fans.

Andrew Kellaway was again a saviour in the goal-mouth, conceding only one six-pointer and was presented with the Jim Stynes Medal for the best Australian player in the series.



VICTORIOUS: The Australian team survived the cold and the Irish challenge to bring back the International Rules Series trophy.

2002 International Rules Series

FIRST TEST AT CROKE PARK, DUBLIN

Australia	0-3-1 (10)	0-5-4 (19)	1-10-7 (43)	2.15.8 (65)
Ireland	0-6-3 (21)	0-11-5 (38)	0-12-9 (45)	1-14-10 (58)

Teams

Australia: Shane Crawford (capt), Mark Bickley, Craig Bradley, Nathan Brown, Cameron Bruce, James Clement, Luke Darcy, Tyson Edwards, Josh Francou, Chris Johnson, Chris Judd, Andrew Kellaway (goalkeeper), Daniel Kerr, Angelo Lekkas, Cameron Ling, Stephen Milne, Brett Montgomery, David Neitz, Matthew Pavlich, Matthew Scarlett, Brad Scott, Adam Simpson, Adem Yze.

Ireland: P Burke, A Rainbow, G Canty, A Lynch, E O'Hara, K McGeeney, T Giles, S Moynihan, D O Se, E Kelly, T Kennelly, J Bergin, P Joyce, C McManus, G Geraghty, R Cosgrove, D Dolan, C McAnallen, P McGrane, D Meehan, T O Se, BJ O'Sullivan, D Savage.

Goals (6 points): Australia – Kerr, Pavlich. Ireland – Dolan.

Overs (3 points): Australia – Brown 5, Pavlich 3, Johnson 2, Yze 2, Darcy, Judd, Kerr. Ireland – Kennelly 3, Dolan 2, Jer O'Sullivan 2, Joyce 2, Cosgrove, Geraghty, McManus, D. O Se, Savage.

Behinds (1 point): Australia – Pavlich 2, Bradley, Bruce, Darcy, Johnson, Judd, Kerr. Ireland – Joyce 3, Bergin 2, Kennelly 2, McManus 2, D. O Se.

Best: Australia – Pavlich, Brown, A. Kellaway, Johnson, Bradley, Kerr. Ireland – Kennelly, Burke, Jer O'Sullivan, Dolan, Joyce, D. O Se.

Umpires: Brian White (Ireland), Scott McLaren (Australia)

Crowd: 44,221

SECOND TEST AT CROKE PARK, DUBLIN

Australia	0-1-1 (4)	0-5-3 (18)	0-5-3 (18)	1-11-3 (42)
Ireland	0-3-3 (12)	0-4-5 (17)	1-7-10 (37)	1-8-12 (42)

Teams

Australia: Shane Crawford (capt), Mark Bickley, Craig Bradley, Nathan Brown, Cameron Bruce, James Clement, Chad Cornes, Luke Darcy, Tyson Edwards, Josh Francou, Chris Johnson, Chris Judd, Andrew Kellaway (goalkeeper), Daniel Kerr, Angelo Lekkas, Stephen Milne, Brett Montgomery, Robert Murphy, Matthew Scarlett, Brad Scott, Adam Simpson, Warren Tredrea, Adem Yze.

Ireland: S Cluxton, P Christie, D O Se, A Lynch, C McAnallen, S Moynihan, K McGeeney, T Giles, G Canty, D Dolan, T Kennelly, BJ O'Sullivan, P Joyce, C McManus, G Geraghty, J Bergin, R Cosgrove, C Holmes, E Kelly, D Meehan, E O'Hara, T O Se, D Savage.

Goals (6 points): Australia – Darcy. Ireland – McAnallen.

Overs (3 points): Australia – Brown 4, Johnson 3, Francou, Judd, Milne, Murphy. Ireland – Dolan 2, O'Hara 2, Geraghty, Joyce, McManus, Savage.

Behinds (1 point): Australia – Brown, Judd, Yze. Ireland – Kennelly 3, Geraghty 2, Giles 2, Dolan, Jer O'Sullivan, Joyce, McAnallen, McManus.

Best: Australia – Simpson, Brown, Clement, Johnson, A. Kellaway, Francou. Ireland – Giles, Cluxton, Moynihan, Kennelly, Geraghty, McAnallen.

Umpires: Brian White (Ireland), Scott McLaren (Australia)

Crowd: 71,544

Jim Stynes Medal: Andrew Kellaway

Australia won the series.

Port Adelaide's pre-season domination

Port Adelaide once again showed it was a powerful force in pre-season football when it swept to victory against Richmond at Telstra Dome in the grand final of the Wizard Home Loans Cup.

The series was conducted from February 15 to March 16, 2002, at various venues around Australia including Telstra Dome, Optus Oval, Skilled Stadium, Subiaco, Football Park, the Gabba, Cairns, Manuka Oval (Canberra) and York Park (Launceston).

Port became the first club to win the title in successive years since Essendon in 1993 and 1994. Port Adelaide's Gavin Wanganeen, one of the stars of the 2002 victory, was a member of those two Essendon teams.

Richmond had plenty of incentive as it hadn't won the title since 1962 when the series was played under a different format and at a different time of the year. But it was Port all the way in 2002 – it jumped away to a good start and held on to win by nine points after Richmond pulled back from a 31-point deficit in the last term.

The series was again played according to a round robin format between four clubs in each of four groups. Port Adelaide was the only club to go through unbeaten.

The four groups were:

Group one: Hawthorn, Collingwood, Kangaroos, Sydney.

Group two: Fremantle, Western Bulldogs, Port Adelaide, Essendon.

Group three: Geelong, Richmond, West Coast Eagles, Carlton.

Group four: St Kilda, Melbourne, Brisbane Lions, Adelaide.

Sydney won group one with two wins and a percentage advantage over the Kangaroos. Port Adelaide was undefeated in group two. Richmond, with two wins, won group three on percentage over the West Coast Eagles and Adelaide was undefeated in group four.

The series provided prizemoney of \$600,000. Port received \$125,000, Richmond \$95,000 and the losing semi-finalists (Adelaide and Sydney) \$60,000 each. The third and fourth-placed clubs in each group received \$35,000 and \$15,000 respectively.

Port Adelaide midfielder Nick Stevens won the Michael Tuck Medal as the best player in the grand final. He was busy all night, winning 21 disposals (11 kicks and 10 marks).

Round by round

Round one

Hawthorn 13.10 (88) d Kangaroos 9.13 (67), at York Park, Launceston; Sydney 18.11 (119) d Collingwood 5.9 (39), at Manuka Oval, Canberra; Fremantle 13.9 (87) d Western Bulldogs 10.8 (68), at Subiaco; Port Adelaide 13.8 (86) d Essendon 8.10 (58), at Football Park; Geelong 12.7 (79) d Richmond 7.13 (55), at Skilled Stadium; West Coast 17.14 (116) d Carlton 12.9 (81), at Optus Oval; St Kilda 16.13 (109) d Melbourne 5.11 (41), at Colonial Stadium; Adelaide 14.9 (93) d Brisbane Lions 14.7 (91), at the Gabba.

Round two

Hawthorn 12.13 (85) d Collingwood 10.8 (68), at Colonial Stadium; Kangaroos 16.8 (104) d Sydney 11.17 (83), at Manuka Oval, Canberra; Port Adelaide 17.14 (116) d Fremantle 7.8 (50), at Football Park; Western Bulldogs 18.8 (116) d Essendon 12.16 (88), at Colonial Stadium; Carlton 13.10 (88) d Geelong 11.10 (76), at Optus Oval; Richmond 11.12 (78) d West Coast 7.11 (53), at Subiaco; Brisbane Lions 12.8 (80) d Melbourne 10.11 (71), at Bundaberg Rum Stadium, Cairns; Adelaide 17.11 (113) d St Kilda 11.11 (77), at Football Park.

Round three

Kangaroos 19.13 (127) d Collingwood 9.13 (67), at Colonial Stadium; Sydney 15.9 (99) d Hawthorn 8.9 (57), at Optus Oval; Fremantle 13.10 (88) d Essendon 8.7 (55), at Subiaco; Port Adelaide 16.17 (113) d Western Bulldogs 10.12 (72), at Colonial Stadium; Richmond 14.13 (97) d Carlton 10.11 (71), at Colonial Stadium; West Coast 14.14 (98) d Geelong 12.12 (84), at Subiaco; Brisbane Lions 17.6 (108) d St Kilda 7.11 (53), at the Gabba; Adelaide 22.10 (142) d Melbourne 4.11 (35), at Football Park.

Semi-finals

Richmond 16.11 (107) d Adelaide 9.14 (68) at Colonial Stadium; Port Adelaide 13.6 (84) d Sydney 10.10 (70), at Football Park.

Grand Final

Port Adelaide	2.3	6.6	7.7	10.11	(71)
Richmond	0.1	2.5	5.6	9.8	(62)

Best: Port Adelaide – N. Stevens, Francou, Wanganeen, P. Burgoyne, Wakelin, Cornes. Richmond – Knights, Bowden, Ottens, Hall, Richardson, Fiora.

Goals: Port Adelaide – P. Burgoyne 2, Tredrea 2, Schofield, Francou, Cockatoo-Collins, Dew, Murray, N. Stevens. Richmond – Hilton 2, Ottens 2, Bowden, Richardson, Fiora, Krakouer, A. Kellaway.

Umpires: S. McLaren, M. James, M. Ellis


Crowd: 36,481 at Colonial Stadium

Michael Tuck Medal: Nick Stevens (Port Adelaide)

Grand Final teams

Port Adelaide: G. Wanganeen, J. Francou, D. Hardwick, D. Wakelin, N. Stevens, W. Tredrea, J. Carr, P. Burgoyne, C. Cornes, S. Dew, A. Kingsley, J. Schofield, M. Bishop, M. Primus, C. Cockatoo-Collins, M. Stevens, A. Murray, R. James, B. Montgomery, B. Lade, B. French, B. Guerra, D. Cassisi, D. Mead.

Richmond: J. Bowden, A. Fiora, B. Holland, R. Hall, A. Houlihan, A. Kellaway, W. Campbell, R. Hilton, B. Ottens, L. Cameron, G. Tivendale, J. Torney, M. Rogers, M. Knights, R. Rodan, C. King, T. Zantuck, M. Richardson, S. Sziller, K. Pettifer, A. Krakouer, E. Poyas, R. Vardy, C. Newman.



DASHING DISPLAY: Port Adelaide's Nick Stevens won the Michael Tuck Medal as best on ground in the grand final.

Five more inductees

It is a night, as AFL Commission Chairman Ron Evans pointed out, on which Australian Football looks backwards; a night on which the future of the game is put on hold.

The Australian Football Hall of Fame induction dinner is all about honouring the people who count - the players, the coaches, the administrators, the umpires and the media.

Five more inductees joined the Hall of Fame in 2002. Ranging from two goalkickers spanning a couple of generations to two of the game's most successful coaches and, arguably, football's current No. 1 personality, they were afforded the fanfare they so richly deserved. There must be a quota of one legend for every 10 players. That quota could not be met in 2002 and, therefore, no player was elevated to Legend status.

Hall of Fame Inductees



John CAHILL

(BORN ON APRIL 27, 1940)

John Cahill is a Port Adelaide legend, both as a passionate long-term player and coach in the South Australian National Football League. He also coached Collingwood in the then VFL and West Adelaide in the SANFL. Cahill played 267 games for Port Adelaide (1958-1973) and 29 state games. He was captain from 1967 to 1973, won the best and fairest award four times and played in the premiership sides of 1959, 1962, 1963 and 1965. He was an All-Australian in 1969 and Port's leading goalkicker in 1973. Cahill coached Port to an amazing 10 premierships in his two terms from 1974 to 1982 and 1988 to 1995. He coached Collingwood (1983-1984) and West Adelaide (1985-1987), then returned to Port for more premiership success. When a Port Adelaide side was established to enter the AFL in 1997, it was fitting that Cahill was the foundation coach. He held the post for two seasons.



George DOIG

(BORN ON MAY 25, 1913)

George Doig was a master goalkicker and the first WAFL player to kick 100 goals in a season. Only a few days before his 89th birthday he became one of the oldest

players to be inducted into the Australian Football Hall of Fame. He was a small full-forward, but a champion from the time he kicked nine goals on debut for East Fremantle in 1933. In his first season, Doig kicked 106 goals and went on to kick 100 or more goals in each of his first nine seasons in the WAFL. World War II interrupted his career, but he came back in 1945 and finished with a total of 1103 goals. He played 202 games for East Fremantle, was captain from 1940 to 1941 and played in three premiership sides (1933, 1937, 1945). Doig also played 14 games for WA and was named full-forward in the WAFL's Team of the Century.



Jason DUNSTALL

(BORN ON AUGUST 14, 1964)

Jason Dunstall made his name in the AFL/VFL kicking goals - 1254 of them, and all with the one club, Hawthorn. Dunstall was recruited from Coorparoo in Queensland and played 269 games with Hawthorn from 1985 to 1998. He played in four premiership teams (1986, 1988, 1989, 1991), won four best and fairest awards (1988, 1989, 1992, 1993) and was captain from 1995 to 1998. He also played in five night premiership sides. He won Hawthorn's goalkicking 12 times, the Coleman Medal three times and All-Australian selection four times. He represented Victoria (three times), Queensland (three times), Queensland/Northern Territory (once) and The Allies (once) and won the Simpson and E.J. Whitten Medals in state football. Against Richmond at Waverley Park in 1992, he kicked 17 goals (one short of the AFL record). Dunstall's career goals tally has him in third place on the all-time list, behind Tony Lockett (1360) and Gordon Coventry (1299).



John NEWMAN

(BORN ON DECEMBER 22, 1945)

John Newman was an athletic ruckman who played 300 games for Geelong from 1964 to 1980. He is one of only two Geelong players to reach 300 games - the other being Ian Nankervis (325). In his early days with the Cats, he learnt his craft from the great Geelong follower Graham 'Polly' Farmer and has always been strong in his praise of Farmer's talents.



NEW INDUCTEES: The Australian Football Hall of Fame welcomed five new members in 2002. They were, standing from left, John 'Sam' Newman and Jason Dunstall, and, sitting from left, John Cahill, George Doig and David Parkin. No player was elevated to Legend status in 2002 as the quota of one Legend for every 10 players had not been met.

Newman, a product of Geelong Grammar, went on to captain the Cats (1974-1975), win two best and fairest awards (1968, 1975), play eight games for Victoria and win All-Australian selection in 1969. During the 1967 finals, he suffered a serious injury and had part of a kidney removed in a three-hour operation. He suffered many injuries, with his ankles always a problem. At his Hall of Fame induction, Newman was also recognised for his contribution to the media as a personality on *The Footy Show* and as a radio commentator.



David PARKIN

(BORN ON SEPTEMBER 12, 1942)

Football visionary, accomplished speaker, long-serving player and coach – that is David Parkin. His football journey started at Hawthorn in 1961 and he went on to play

211 games until his retirement in 1974. He captained the club from 1969 to 1973 for a premiership in 1971, won the best and fairest award in 1965 and played for Victoria five times. In 1977, Parkin became Hawthorn coach and in 1978, the Hawks won the flag. He left Hawthorn after the 1980 season and started coaching Carlton in 1981. The Blues won premierships in 1981 and 1982. He coached Fitzroy from 1986 to 1988 before returning to Carlton from 1991 to 2000 for another premiership in 1995.

He coached in a total of 518 games, which, on retirement, was the fourth best aggregate in AFL/VFL history behind Jock McHale, Allan Jeans and Tom Hafey. Essendon coach Kevin Sheedy moved ahead of Parkin in 2002.

Parkin is renowned for his passion for the game, indeed, for sport in general, and his ability to debate it with others in all walks of life.


Recognition for long service to the game

Two distinguished football personalities were among those to be awarded Life Membership of the AFL in 2002. Former Hawthorn champion Peter Hudson and ex-Richmond premiership player Barry Richardson were recommended to the AFL Commission as worthy candidates for life membership. They were joined by seven who qualified for Life Membership after reaching 300 games as a player, coach or umpire in premiership season (including finals), pre-season, State of Origin and International Rules matches.



PETER HUDSON

Hudson was a goalkicking master who came from Tasmania to Victoria and quickly established himself as the game's top spearhead in the 1960s and 1970s. He finished with a spectacular average of 5.65 goals a game. He played 129 games (1967-74, 1977) and kicked 727 goals, five times breaking a century in a season with totals of 125 (1968), 120 (1969), 146 (1970), 150 (1971) and 110 (1977). Hudson severely injured his knee in the opening game of the 1972 season and did not return until round 21 of 1973. He played only two games in 1974, returned to Tasmania but came back to the Hawks in 1977 for one last shot at the big-time. He later worked as an administrator with St Kilda and Hawthorn.



BARRY RICHARDSON

Richardson played in three Richmond premiership teams (1967, 1969 and 1974), coached the club, is a former president and is a Tigers' life member. He was a quality full-back who also played many games in attack and his playing career (126 games, 135 goals) spanned from 1965 to 1975. He battled knee injuries but proved to be a cool and efficient player. When Tom Hafey departed after the 1976 season, Richardson coached the club in 1977 and 1978. Richardson has also been associated with other clubs, including Melbourne, Carlton, West Coast and Geelong and was instrumental in luring former Melbourne players Jim Stynes and Sean Wight from Ireland to Australia.



MARCUS ASHCROFT

Ashcroft is Brisbane's games record-holder and has been a senior player at the club since 1989. He has been a remarkably durable utility who was recruited locally from Southport. In total, Ashcroft has played 314 games (293 premiership season, 23 pre-season, 6 State of Origin and 2 International Rules Series).



GAVIN DORE

Dore umpired his first senior League game in 1986 and his greatest triumph was to share the field umpiring of the 1996 Grand Final between North Melbourne and Sydney with Bryan Sheehan and Mark Nash. In total, Dore has officiated in 318 games (289 premiership season, 27 pre-season, and 2 State of Origin).



HAYDEN KENNEDY

Kennedy has been a senior umpire since 1988 after joining the VFL from the Essendon District Football League in 1983. He is a veteran of four Grand Finals – 1995, 1997, 1998 and 2000. In total, Kennedy has officiated in 319 games (294 premiership season, 22 pre-season and 3 State of Origin).




MATTHEW KNIGHTS

Knights played the last of his 279 premiership season games for Richmond at the MCG in round 17 against Essendon. So ended a career that started with the Tigers in 1988 and took in four seasons as captain (1997-2000) and two club best and fairest awards (1990 and 1992), runner-up on two other occasions and All-Australian selection in 1998. In total, Knights played 309 games (279 premiership season, 24 pre-season and 6 State of Origin) and for many years he was the public face of the Tigers. He played under six senior coaches in his time at Richmond.



TONY LIBERATORE

Liberatore was a battler in his early days and it seemed the senior grade might be out of his reach. The pint-sized rover with a big heart persisted. He played his first senior game with Footscray in 1986 and blossomed into one of the toughest small men the game has seen. The highlight of his career was winning the 1990 Brownlow Medal and he was also named in the Bulldogs' Team of the Century. In total, Liberatore played 308 games (283 premiership season, 23 pre-season and 2 State of Origin).



TONY LOCKETT

Lockett kicked 1360 goals – more than any other player in VFL/AFL history – in his 281 games with St Kilda and Sydney. Lockett, who retired after the 1999 season, but made a brief three-game comeback in 2002, was a larger-than-life figure in a career studded with big tallies of goals. He started his career with St Kilda in 1983 and played 183 games and kicked 898 goals for the Saints before moving to Sydney in 1995. He won the Brownlow Medal in 1987 and his list of credits runs long. He played his last game in round 12, 2002. In total, Lockett played 303 games (281 premiership season, 17 pre-season and 5 State of Origin).



ALASTAIR LYNCH

It has been a courageous effort by the veteran Brisbane Lions forward to achieve Life Membership after his well-chronicled battle with chronic fatigue syndrome. Left Fitzroy as a young star in 1994 to join Brisbane and has achieved great personal and team success. He was co-captain of the Lions from 1997 to 2000, has led the goalkicking four times and has played in the Lions' past two premiership sides. In total, Lynch has played 301 games (271 premiership season, 24 pre-season and 6 State of Origin).




MARK WILLIAMS

Williams started his VFL/AFL career with Collingwood in 1981 and in 1987, he joined the Brisbane Bears and stayed until 1990. After stints as an assistant coach at Essendon and Port Adelaide, he was promoted to the senior role with Port Adelaide in 1999. In total, Williams has been involved in 324 games as a player and coach. His breakdown is 213 as a player (201 premiership season, 11 pre-season, 1 State of Origin) and 111 as a coach (94 premiership season and 17 pre-season).

Jack Titus Award 2002

Con Regan



Regan has been involved continually in football since his junior playing days in 1941. He played 264 games with East Fremantle between 1953 and 1965 and his nine state games included the 1961 national carnival in Brisbane. After leaving East Fremantle following the 1965

premiership, Regan became captain-coach of the Wanderers FC in the Great Southern District of WA. He was involved in founding the Central Great Southern Junior Sports Council and when transferred back to Perth became captain-coach of Sunday League team Cockburn/East Fremantle. Later he became captain-coach of Donnybrook, then coached Palmyra in the A grade amateur competition, and all through gave great service to junior football. In 1963, he was awarded life membership of East Fremantle where he also held numerous off-field positions. Regan joined the Fremantle Dockers at their inception in 1994 and was appointed team manager, a position he has held ever since. That role has included being travel co-ordinator, interchange steward and accompanying players at Tribunal hearings. He has been a regular worker at the club at training sessions and has officiated at all Fremantle matches. His contribution to football has been outstanding.

The late Jack Titus was a champion Richmond forward who kicked 970 goals from 1926 to 1943. He played 294 games and for many years held the consecutive games record with 204. Titus was also a committeeman and senior coach at Richmond. The award is presented annually in recognition of outstanding service to football.

Jack Titus Award Recipients

2002 Con Regan (Frem)	1988 Sef Dunn (Haw)
2001 Wes Lofts (Carl)	1987 George Coates (Fitz)
2000 Andy Angwin (Haw)	1986 Jim Hannan (N Melb)
1999 Laurie Dwyer (N Melb)	1985 Ian Ridley (Melb)
1998 Ken Goddard (Haw)	1984 Newton Chandler (Carl)
1997 Bill Stephen (Fitz/Ess)	1983 Graeme Richmond (Rich)
1996 Rick Quade (Syd)	1982 Roy McConnell (Rich)
1995 Greg Sewell (Ess)	1981 Ian Drake (St Kilda)
1994 Bill McMaster (Geel)	1980 Max Elmer (Haw)
1993 Keith McKenzie (Carl/N Melb)	1979 Jim Cardwell (Melb)
1992 Allan Cooke (Rich)	1978 Jack Adams (N Melb)
1991 Ron Richards (Coll)	Bill Cookson (Ess)
1990 John Dugdale (N Melb)	1977 Jack Titus (Rich)
1989 Bruce Comben (Carl)	

Season 2002 results

*ROUND 1 (Easter)

THURSDAY, 28th MARCH

Rich 24.11 (155) v Coll 18.10 (118) (MCG) (N)

SATURDAY, 30th MARCH

StK 14.5 (89) v Carl 10.5 (65) (CS)

Geel 11.10 (76) v Ess 18.18 (126) (MCG) (N)

PA 11.7 (73) v Kang 12.11 (83) (AS) (N)

SUNDAY, 31st MARCH

Syd 12.15 (87) v Bris 17.8 (110) (SCG)

WCE 21.11 (137) v Frem 18.10 (118) (S)

WB 12.21 (93) v Adel 16.16 (112) (CS)

MONDAY, 1st APRIL

Haw 15.13 (103) v Melb 20.9 (129) (MCG)

ROUND 2

FRIDAY, 5th APRIL

Ess 16.16 (112) v Rich 8.12 (60) (MCG) (N)

SATURDAY, 6th APRIL

Carl 4.9 (33) v Syd 17.9 (111) (OO)

Coll 17.18 (120) v WCE 18.11 (119) (MCG)

Kang 16.14 (110) v WB 14.13 (97) (CS) (N)

Adel 16.14 (110) v Geel 12.7 (79) (AS) (N)

SUNDAY, 7th APRIL

Bris 21.22 (148) v Haw 6.10 (46) (G)

Frem 10.16 (76) v StK 11.7 (73) (S)

Melb 16.13 (109) v PA 11.16 (82) (MCG)

ROUND 3

FRIDAY, 12th APRIL

Carl 11.9 (75) v Coll 7.13 (55) (MCG) (N)

SATURDAY, 13th APRIL

Rich 13.18 (96) v Melb 11.10 (76) (MCG)

Adel 17.12 (114) v Syd 13.6 (84) (AS)

Kang 10.7 (67) v Geel 11.9 (75) (CS) (N)

Bris 17.15 (117) v Ess 9.13 (67) (G) (N)

SUNDAY, 14th APRIL

Haw 13.11 (89) v Frem 11.13 (79) (YP)

WCE 17.11 (113) v WB 11.15 (81) (S)

StK 8.8 (56) v PA 20.19 (139) (CS)

ROUND 4

FRIDAY, 19th APRIL

Ess 19.8 (122) v Adel 11.15 (81) (CS) (N)

SATURDAY, 20th APRIL

Coll 15.14 (104) v Haw 9.9 (63) (MCG)

Melb 21.11 (137) v WCE 15.13 (103) (OO)

WB 12.6 (78) v Bris 14.10 (94) (CS) (N)

Syd 15.13 (103) v Kang 14.16 (100) (SCG) (N)

SUNDAY, 21st APRIL

PA 23.10 (148) v Carl 14.11 (95) (AS)

Frem 21.12 (138) v Rich 11.6 (72) (S)

Geel 26.10 (166) v StK 6.8 (44) (SS)

ROUND 5

THURSDAY, 25th APRIL (Anzac Day)

Coll 9.12 (66) v Ess 4.9 (33) (MCG)

FRIDAY, 26th APRIL

WB 10.21 (81) v Melb 15.14 (104) (CS) (N)

SATURDAY, 27th APRIL

WCE 18.13 (121) v Bris 10.15 (75) (S)

Haw 19.11 (125) v Rich 12.11 (83) (MCG)

StK 8.8 (56) v Syd 8.8 (56) (CS) (N)

Adel 12.10 (82) v PA 14.6 (90) (AS) (N)

SUNDAY, 28th APRIL

Geel 17.9 (111) v Frem 6.13 (49) (SS)

Carl 17.10 (112) v Kang 19.17 (131) (CS)

ROUND 6

FRIDAY, 3rd MAY

StK 3.10 (28) v Coll 16.15 (111) (CS) (N)

SATURDAY, 4th MAY

Frem 13.11 (89) v Ess 9.8 (62) (S)

Kang 13.9 (87) v Haw 24.11 (155) (MCG)

Carl 9.14 (68) v WB 14.12 (96) (CS) (N)

Bris 21.20 (146) v Geel 13.11 (89) (G) (N)

SUNDAY, 5th MAY

Syd 15.9 (99) v Melb 10.11 (71) (SCG)

PA 20.13 (133) v WCE 11.13 (79) (AS)

Rich 11.7 (73) v Adel 14.21 (105) (CS)

ROUND 7

FRIDAY, 10th MAY

Ess 12.15 (87) v Carl 9.8 (62) (MCG) (N)

SATURDAY, 11th MAY

WCE 21.13 (139) v Kang 13.12 (90) (S)

Haw 20.10 (130) v Geel 11.12 (78) (MCG)

Rich 13.10 (88) v Syd 12.10 (82) (CS) (N)

Adel 18.10 (118) v Frem 13.11 (89) (AS) (N)

SUNDAY, 12th MAY

Bris 19.15 (129) v PA 11.6 (72) (G)

Melb 15.15 (105) v StK 15.12 (102) (MCG)

WB 8.15 (63) v Coll 11.7 (73) (CS)

ROUND 8

FRIDAY, 17th MAY

Haw 12.17 (89) v Carl 12.8 (80) (MCG) (N)

SATURDAY, 18th MAY

Rich 13.16 (94) v WCE 10.13 (73) (MCG)

PA 20.9 (129) v Geel 7.12 (54) (AS)

Frem 14.10 (94) v Melb 13.11 (89) (S) (N)

Coll 17.12 (114) v Bris 16.15 (111) (CS) (N)

SUNDAY, 19th MAY

Kang 16.14 (110) v Adel 14.9 (93) (MO)

WB 24.15 (159) v Syd 11.24 (90) (SCG)

Ess 26.15 (171) v StK 11.6 (72) (CS)

ROUND 9

FRIDAY, 24th MAY

PA 14.7 (91) v Coll 12.14 (86) (AS) (N)

SATURDAY, 25th MAY

Geel 17.3 (105) v WB 18.9 (117) (SS)

Melb 17.9 (111) v Kang 15.17 (107) (MCG)

StK 10.12 (72) v Rich 9.9 (63) (CS) (N)

Syd 11.17 (83) v Ess 12.13 (85) (TS) (N)

SUNDAY, 26th MAY

Bris 16.13 (109) v Frem 11.13 (79) (G)

WCE 19.12 (126) v Haw 14.4 (88) (S)

Carl 11.9 (75) v Adel 20.11 (131) (OO)

ROUND 10

FRIDAY, 31st MAY

Kang 12.20 (92) v Ess 12.12 (84) (MCG) (N)

SATURDAY, 1st JUNE

Geel 12.17 (89) v Melb 9.9 (63) (SS)

Rich 14.14 (98) v WB 17.15 (117) (MCG)

Coll 14.11 (95) v Syd 12.12 (84) (CS) (N)

Adel 15.11 (101) v Bris 14.10 (94) (AS) (N)

SUNDAY, 2nd JUNE

Haw 12.5 (77) v PA 17.15 (117) (YP)

Frem 14.12 (96) v Carl 10.8 (68) (S)

StK 20.7 (127) v WCE 11.11 (77) (CS)

ROUND 11 (Queen's Birthday)

FRIDAY, 7th JUNE

Kang 14.11 (95) v Rich 11.18 (84) (CS) (N)

SATURDAY, 8th JUNE

Adel 14.18 (102) v Haw 8.10 (58) (AS)

WCE 15.12 (102) v Syd 13.11 (89) (S) (N)

Ess 7.7 (49) v PA 16.12 (108) (CS) (N)

SUNDAY, 9th JUNE

Bris 16.17 (113) v StK 7.10 (52) (G)

Geel 15.10 (100) v Carl 14.12 (96) (CS)

WB 22.13 (145) v Frem 12.8 (80) (OO)

MONDAY, 10th JUNE (Queen's birthday)

Melb 10.15 (75) v Coll 19.12 (126) (MCG)

ROUND 12 (Split Round)

FRIDAY, 14th JUNE

Ess 10.12 (72) v Haw 10.5 (65) (MCG) (N)

SATURDAY, 15th JUNE

Carl 12.16 (88) v WCE 12.17 (89) (OO)

Syd 15.9 (99) v Geel 15.11 (101) (SCG) (N)

SUNDAY, 16th JUNE

Frem 12.18 (90) v Coll 12.7 (79) (S)

FRIDAY, 21st JUNE

WB 19.19 (133) v StK 13.8 (86) (CS) (N)

SATURDAY, 22nd JUNE

Melb 14.14 (98) v Adel 10.13 (73) (OO)

Bris 20.18 (138) v Kang 19.9 (123) (G) (N)

SUNDAY, 23rd JUNE

PA 23.16 (154) v Rich 10.10 (70) (AS)

ROUND 13

FRIDAY, 28th JUNE

Ess 18.12 (120) v Melb 16.12 (108) (CS) (N)

SATURDAY, 29th JUNE

Rich 7.12 (54) v Geel 14.12 (96) (MCG)

PA 25.11 (161) v WB 18.7 (115) (AS)

Coll 13.15 (93) v Kang 8.12 (60) (CS) (N)

Bris 19.10 (124) v Carl 16.13 (109) (G) (N)

SUNDAY, 30th JUNE

Syd 20.19 (139) v Frem 9.8 (62) (SCG)

WCE 20.15 (135) v Adel 18.9 (117) (S)

StK 11.12 (78) v Haw 13.9 (87) (CS)

ROUND 14

FRIDAY, 5th JULY

Carl 13.8 (86) v Rich 12.13 (85) (MCG) (N)

SATURDAY, 6th JULY

Geel 8.17 (65) v WCE 4.9 (33) (SS)

Haw 11.8 (74) v Syd 9.10 (64) (MCG)

Frem 9.9 (63) v PA 22.15 (147) (S) (N)

WB 18.10 (118) v Ess 17.16 (118) (CS) (N)

SUNDAY, 7th JULY

Melb 20.11 (131) v Bris 16.14 (110) (G)

Adel 17.14 (116) v Coll 21.12 (138) (AS)

StK 13.6 (84) v Kang 20.8 (128) (CS)

ROUND 15

FRIDAY, 12th JULY

Haw 17.14 (116) v WB 14.9 (93) (CS) (N)

SATURDAY, 13th JULY

Kang 12.11 (83) v Frem 12.10 (82) (MO)

Coll 15.9 (99) v Geel 19.13 (127) (MCG)

Rich 7.13 (55) v Bris 18.10 (118) (CS) (N)

Adel 15.9 (99) v StK 12.9 (81) (AS) (N)

SUNDAY, 14th JULY

Syd 13.14 (92) v PA 14.10 (94) (SCG)

WCE 13.12 (90) v Ess 8.15 (63) (S)

Carl 14.11 (95) v Melb 21.13 (139) (CS)

ROUND 16

FRIDAY, 19th JULY

Coll 13.11 (89) v Rich 7.7 (49) (MCG) (N)

SATURDAY, 20th JULY

Melb 9.13 (67) v Haw 14.9 (93) (MCG)

Kang 14.15 (99) v PA 10.10 (70) (OO)

Frem 15.10 (100) v WCE 11.4 (70) (S) (N)

Ess 8.8 (56) v Geel 14.11 (95) (CS) (N)

SUNDAY, 21st JULY

Bris 17.15 (117) v Syd 12.7 (79) (G)

Adel 21.12 (138) v WB 14.11 (95) (AS)

Carl 14.13 (97) v StK 22.8 (140) (CS)

ROUND 17

FRIDAY, 26th JULY

Rich 7.11 (53) v Ess 7.12 (54) (MCG) (N)

SATURDAY, 27th JULY

WCE 17.12 (114) v Coll 8.8 (56) (S)

Haw 10.8 (68) v Bris 18.16 (124) (MCG)

PA 17.14 (116) v Melb 17.10 (112) (AS) (N)

Syd 13.14 (92) v Carl 10.9 (69) (TS) (N)

SUNDAY, 28th JULY

Geel 12.18 (90) v Adel 15.3 (93) (SS)

StK 18.10 (118) v Frem 11.13 (79) (OO)

WB 21.13 (139) v Kang 16.9 (105) (

2002 finals: scores, attendances, umpires

First elimination final

(Colonial Stadium – September 7)

Essendon 3.4 6.6 11.7 17.9 (111)

West Coast 2.2 6.6 9.8 11.12 (78)

Umpires: C. Mitchell, M. James, K. Nicholls

Attendance: 37,475

Second elimination final

(MCG – September 8)

Melbourne 2.2 9.5 11.10 18.14 (122)

Kangaroos 3.4 5.8 7.11 11.18 (84)

Umpires: S. McBurney, S. McLaren, M. Ellis

Attendance: 53,967

First qualifying final

(AAMI Stadium – September 6, night)

Collingwood 5.3 9.6 13.9 16.12 (108)

Port Adelaide 3.1 8.3 12.6 14.11 (95)

Umpires: D. Goldspink, B. Allen, M. Avon

Attendance: 33,131

Second qualifying final

(Gabba – September 7, night)

Brisbane Lions 5.3 8.9 13.11 17.13 (115)

Adelaide 1.4 2.5 2.9 5.14 (44)

Umpires: A. Coates, H. Kennedy, D. Morris

Attendance: 31,854

First semi-final

(AAMI Stadium – September 13, night)

Port Adelaide 3.5 3.8 9.12 11.17 (83)

Essendon 3.4 5.8 6.8 8.11 (59)

Umpires: B. Allen, S. McBurney, G. Dore

Attendance: 27,661

Second semi-final

(MCG – September 14, night)

Adelaide 8.2 12.3 14.5 20.10 (130)

Melbourne 1.4 8.10 16.15 17.16 (118)

Umpires: M. James, S. McLaren, A. Coates

Attendance: 51,533

First preliminary final

(MCG – September 21)

Collingwood 2.5 5.7 11.9 13.13 (91)

Adelaide 2.1 6.7 7.8 9.9 (63)

Umpires: S. McBurney, M. James, B. Allen

Attendance: 88,960

Second preliminary final

(Gabba – September 21, night)

Brisbane Lions 4.3 10.7 16.10 21.12 (138)

Port Adelaide 4.2 7.5 11.8 12.10 (82)

Umpires: S. McLaren, D. Morris, D. Goldspink

Attendance: 33,047

Grand Final

(MCG – September 28)

Brisbane Lions 0.4 4.12 8.14 10.15 (75)

Collingwood 1.4 4.4 8.10 9.12 (66)

Best: Brisbane Lions – Voss, Lappin, Brown, Keating, Hart, Lynch. Collingwood – Buckley, Rocca, Wakelin, Burns, Fraser, Lonie.

Goals: Brisbane Lions – Lynch 4, Voss, McRae, Akermanis, Brown, Black, Hart. Collingwood – Rocca 4, Fraser 3, Buckley, Lockyer.

Norm Smith Medal: N. Buckley (Collingwood)

Umpires: M. James, B. Allen, S. McBurney

Attendance: 91,817

Grand Final teams



Brisbane Lions

B: C. Johnson, M. Michael, D. White

HB: C. Scott, J. Leppitsch, M. Ashcroft

C: B. Scott, M. Voss (c), M. Pike

HF: D. Headland, J. Brown, N. Lappin

F: C. McRae, A. Lynch, L. Power

Foll: B. McDonald, S. Black, J. Akermanis

Interchange: S. Hart, T. Notting,

C. Keating, A. Shattock

Coach: Leigh Matthews



Collingwood

B: B. Johnson, S. Prestigiacomo, J. Clement

HB: R. Lonie, S. Wakelin, J. Molloy

C: T. Lockyer, N. Buckley (c), L. Davis

HF: R. Betheras, A. Rocca, S. Burns

F: A. Didak, C. Tarrant, J. Fraser

Foll: S. McKee, S. O'Bree, P. Licuria

Interchange: N. Davis, G. Freeborn,

H. Scotland, C. Steinfert

Coach: Michael Malthouse

VFL

(Optus Oval – September 22)

Geelong 3.2 7.6 9.12 15.15 (105)

Port Melbourne 2.3 7.5 12.8 12.11 (83)

Best: Geelong – Rahilly, Slade, Mensch, Bartel, Chapman, McGrath. Port Melbourne – Brockman, Obst, Rose, O'Loughlin, McMahon, O'Keefe.

Goals: Geelong – Mensch 3, S. Johnson 2, Ablett, Chapman, Chatfield, Gardiner, Hunt, McCarthy, McGrath, O'Brien, Slade, White. Port Melbourne – Stevens 2, Gill 2, Evans, L. Ablett, O'Keefe, Rix, Buchanan, Scheinder, Robertson, Phibbs.

Umpires: Grun, Nicholls, Ryan

Attendance: 11,500

Norm Goss Medal: J. Rahilly (Geelong)

TAC Cup Under-18s

(MCG – AFL Grand Final curtain-raiser)

Eastern Ranges 3.1 5.1 8.4 10.5 (65)

Calder Cannons 2.2 7.5 7.9 9.10 (64)

Best: Eastern Ranges – Dinnell, Shore, Treeby, Ross, Edwards, Rudolph.

Calder Cannons – Crawford, Jorgensen, Siphthorp, Nixon, Lonergan, Bentick.

Goals: Eastern Ranges – Dinnell 3, Edwards 2, Edgcumbe 2, Simpson, Treeby, Fisher. Calder

Cannons – Cheep 2, Siphthorp 2, McLean 2, Crowley, Murphy, Crawford.

Umpires: Dye, Kamolins, Stevic

TAC Medallist: S. Dinnell (Eastern Ranges)

Official 2002 AFL Premiership Season Ladder (after Round 22)


	P	W	L	D	For		Against		%	Pts	Home		Away		Streak	Scores		Av. margin		W< 7pt	L< 7pt	Pts used	R22 2000
					G.B	Pts	G.B	Pts			W	L	W	L	WL	High	Low	W	L				
Port Adelaide	22	18	4	0	350.260	2360	259.229	1783	132.36	72	10	1	8	3	6W	161	54	39	31	4	0	33	3
Brisbane Lions	22	17	5	0	368.312	2520	268.235	1843	136.73	68	11	0	6	5	1L	148	75	45	17	0	2	30	2
Adelaide	22	15	7	0	339.274	2308	295.237	2007	115	60	9	2	6	5	2W	138	76	28	20	1	0	34	8
Collingwood	22	13	9	0	303.263	2081	273.259	1897	109.7	52	9	2	4	7	1L	141	55	34	29	2	1	32	9
Essendon	22	12	9	1	278.271	1939	265.257	1847	104.98	50	8	3	4	6	3W	171	33	35	36	2	0	36	1
Melbourne	22	12	10	0	329.269	2243	327.283	2245	99.91	48	7	4	5	6	1W	139	63	20	25	3	3	32	11
Kangaroos	22	12	10	0	327.279	2241	338.241	2269	98.77	48	7	4	5	6	1L	131	60	21	29	1	2	32	13
West Coast Eagles	22	11	11	0	327.246	2208	328.286	2254	97.96	44	9	2	2	9	1W	143	33	29	33	1	2	36	14
Geelong	22	11	11	0	283.235	1933	298.241	2029	95.27	44	5	6	6	5	3L	166	51	33	44	3	1	37	12
Hawthorn	22	11	11	0	286.222	1938	305.277	2107	91.98	44	7	4	4	7	1W	155	35	25	40	0	0	35	6
Sydney	22	9	12	1	310.263	2123	290.236	1976	107.44	38	6	5	3	7	4W	145	56	41	19	1	4	34	7
Western Bulldogs	22	9	12	1	342.283	2335	329.272	2246	103.96	38	5	5	4	7	1W	159	63	41	23	0	1	34	10
Fremantle	22	9	13	0	274.256	1900	319.237	2151	88.33	36	9	2	0	11	2L	138	49	31	36	2	1	34	16
Richmond	22	7	15	0	257.259	1801	317.270	2172	82.92	28	6	5	1	10	2L	155	49	22	35	2	2	34	4
St Kilda	22	5	16	1	265.195	1785	334.267	2271	78.6	22	4	6	1	10	5L	140	28	33	42	0	3	35	15
Carlton	22	3	19	0	244.218	1682	337.278	2300	73.13	12	2	9	1	10	1L	112	33	8	31	2	2	39	5

The AFL from 1993 - 2002

	1993	1994	1995	1996	1997	1998	1999	2000	2001	2002 [#]
Profit & Loss (\$ mill)										
Revenue	48.879	57.519	68.058	74.246	82.941	92.420	108.447	110.736	116.562	159.700
Operating Expenses	23.788	26.677	33.998	35.320	38.895	42.855	47.493	46.708	46.229	47.843
Interest Expense	-	-	-	-	0.682	0.002	0.002	0.110	1.337	1.766
Operating Surplus	25.091	30.842	34.060	38.926	43.364	49.563	60.952	63.918	68.996	110.091
Payments to Clubs	21.467	25.177	27.345	29.227	32.815	36.019	42.153	50.230	61.873	71.228
Payments to AFLPA	-	-	-	0.650	0.700	0.750	3.000	4.000	5.744	6.329
Game Development Grants	3.592	4.191	4.860	5.566	6.534	8.617	12.124	15.156	16.510	17.715
Ground Improvements	-	-	-	-	1.416	2.055	2.300	1.760	1.631	5.995
Net Surplus/(Deficit)	0.032	1.474	1.855	3.483	1.899	2.122	1.375	(7.228)	(16.762)	8.824
Balance Sheet (\$ mill)										
Total Assets	57.173	61.879	60.063	59.456	70.940	64.323	71.237	74.903	110.312	166.862
Total Liabilities	25.800	27.031	23.630	23.222	20.919	12.180	17.719	28.613	80.784	128.510
Net Assets	31.373	34.848	36.433	36.234	50.021	52.143	53.518	46.290	29.528	38.352
TPP & Club Distribution Statistics (\$ mill)										
Total Player Payments (TPP)	26.200	27.700	36.800	40.000	46.400	52.400	68.000	76.000	83.000	89.000
TPP per Club	1.747	1.847	2.300	2.500	2.900	3.275	4.250	4.750	5.188	5.563
Base Distribution per Club	1.222	1.402	1.402	1.480	1.700	1.870	2.220	2.720	3.157	3.532
Base Distribution as a % of TPP	70.0%	75.9%	61.0%	59.2%	58.6%	57.1%	52.2%	57.3%	60.9%	63.5%
Attendance Statistics (mill)										
Pre-Season Attendances	0.234	0.252	0.250	0.279	0.297	0.299	0.274	0.326	0.398	0.338
Home & Away Season Attendances	4.185	4.723	5.118	5.216	5.843	6.119	5.771	5.740	5.921	5.644
Finals Series Attendance	0.472	0.514	0.595	0.479	0.560	0.573	0.472	0.567	0.526	0.449
Total Premiership Season Attendance	4.891	5.489	5.963	5.974	6.700	6.991	6.517	6.633	6.846	6.431
Membership Statistics ('000s)										
Total of Club Members *	207,640	214,226	261,067	286,907	382,345	422,815	441,711	438,504	447,359	449,353
No. of Clubs in the AFL	15	15	16	16	16	16	16	16	16	16
Average No. of Members per Club	13,843	14,282	16,317	17,932	23,897	26,426	27,607	27,407	27,960	28,085
Total AFL Members	47,000	46,640	47,111	49,808	50,620	52,034	52,020	52,187	50,660	47,511

* Includes AFL Club Support Members


[#] Note: 2002 profit and loss figures above exclude amounts related to the sale of Waverley Park and contra advertising revenue provided by TV broadcasters.



AUSTRALIAN FOOTBALL LEAGUE AND ITS CONTROLLED ENTITIES

CONCISE FINANCIAL REPORT

31 OCTOBER 2002



2002 Michael Tuck Medallist
Nick Stevens

AUSTRALIAN FOOTBALL LEAGUE AND ITS CONTROLLED ENTITIES

Directors' Report

For the year ended 31st October 2002

The Directors present their report together with the financial report of the Australian Football League ("the Company") and the consolidated financial report of the consolidated entity, being the Company and its controlled entities, for the year ended 31 October 2002 and the auditors' report thereon.

Directors

The Directors of the Company at any time during or since the end of the financial year are:

Mr R B Evans

Chairman - Appointed Commissioner 1993, Chairman 1998

Member of Audit Committee and Remuneration Committee

Qualifications: Bachelor of Science (Melbourne University);

Master of Business Administration (Monash University).

Experience: Managing Director, Spotless Services Limited; Player, Essendon F.C. 1959 – 1962; President, Essendon F.C. 1988 – 1992.

Mr W R Jackson

Chief Executive Officer - Appointed 1996

Qualifications: Bachelor of Economics (Adelaide University);

Fellow of Australian Society of Certified Practising Accountants.

Experience: Player West Torrens Football Club 1965 – 1974;

Member, SANFL Commission 1990 – 1995; Chairman/President,

West Torrens F.C. 1975 – 1979; AFL Commissioner 1995-1996;

Former Trustee, Melbourne Cricket Ground Trust; Member, AFL

(NSW/ACT) Commission; Board Member, Meat & Livestock Australia.

Mr G J Samuel

Non-Executive Commissioner - Appointed 1985

Member of Audit Committee and Remuneration Committee

Qualifications: Bachelor of Laws (Melbourne University);

Master of Laws (Monash University).

Experience: Former Trustee, Melbourne Cricket Ground Trust;

Chairman, Melbourne and Olympic Parks Trust; President,

National Competition Council; Board Member, Docklands

Authority; Director Thakral Holdings Limited.

Mr C B Carter

Non-Executive Commissioner - Appointed 1993

Member of Audit Committee

Qualifications: Bachelor of Commerce (Melbourne University);

Master of Business Administration (Harvard University).

Experience: Former Director, Geelong F.C. and Geelong F.C.

representative on Australian Football League Board 1987 –

1993; Director, Origin Energy Ltd; Director, Wesfarmers Ltd;

Director, Commonwealth Games Melbourne 2006 Pty Ltd;

Senior Advisor, The Boston Consulting Group.

Mr W J Kelty

Non-Executive Commissioner - Appointed 1998

Qualifications: Bachelor of Economics (Latrobe University).

Experience: Director, Linfox Group; Director, Australian Retirement Fund; Director, Hotel Leisure & Tourism Trust of Australia; Director, Industry Funds Investments Limited; Director, Bank of Queensland; Director, Virtual Communities; Chairman, AFL SportsReady Limited; Member, AFLPA Education & Training Board; Member, Foundation for Rural & Regional Renewal; Member, Australians for Just Refugee Program; Adjunct Professor, Bowater School of Management & Marketing, Deakin University; Trustee, Linfox Classic Car Collection; Former Secretary, ACTU; Former Director, Reserve Bank of Australia; Former Chairman, Commonwealth Government Regional Development Taskforce Former Member, National Employment & Training Taskforce; Former Director, Superannuation Trust of Australia.

Mr C D Langford

Non-Executive Commissioner - Appointed 1999

Qualifications: Bachelor of Architecture (Melbourne University).

Experience: Development Director NSW, Mirvac Group; Player, Hawthorn F.C. 1980 - 1997; Member, AFL (NSW/ACT) Commission.

Mr G T John

Non-Executive Commissioner - Appointed 2000

Qualifications: Fellow of Chartered Institute of Transport.

Experience: Managing Director, Australia Post 1993 - Current; Member, Committee for Melbourne; Member, Business Council of Australia; Member, Australian Institute of Company Directors; Councillor, Australian Business Arts Foundation; Director and Alternate Chairman, Australian Air Express; Former Trustee, Melbourne Cricket Ground Trust; Player, East Perth Football Club 1959 – 1963, South Melbourne Football Club 1964 – 1969, and All Australian 1966; Coach 1973-1975 and President 1978 – 1980, South Melbourne Football Club.

Mr R A Hammond

Non-Executive Commissioner – Appointed 2001

Member of Remuneration Committee

Experience: Former Managing Director, Rail Road Recyclers of Australia Pty. Ltd.; Player, SANFL, North Adelaide F. C. and Norwood F.C. 1960 – 1975; Coach, Norwood F.C., 1974 – 1979, and Sydney Swans, 1984; Chairman, Adelaide Football Club 1991 – 2000; Managing Director, Rail Road Services Pty. Ltd.; Director, Festival City Broadcasters Pty. Ltd.

AUSTRALIAN FOOTBALL LEAGUE AND ITS CONTROLLED ENTITIES

Directors' Report

For the year ended 31st October 2002

Directors' Meetings

The number of directors' meetings (including meetings of committees of directors) and number of meetings attended by each of the directors of the Company during the financial year are:

Director	Directors' Meetings		Audit Committee Meetings		Remuneration Committee Meetings	
	No of Meetings attended	No. of Meetings held	No of Meetings attended	No. of Meetings held	No of Meetings attended	No. of Meetings held
Mr R B Evans	12	12	1	1	1	1
Mr W R Jackson	12	12				
Mr G J Samuel	12	12	1	1	1	1
Mr C B Carter	12	12	1	1		
Mr W J Kelty	12	12				
Mr C D Langford	11	12				
Mr G T John	10	12				
Mr R A Hammond	12	12			1	1

The role of the Audit Committee is to give the Board of Directors additional assurance regarding the quality and reliability of financial information prepared for use by the Board in determining policies or determining items for inclusion in the financial statements.

The role of the Remuneration Committee is to review the remuneration packages and policies applicable to senior executives of the Company.

115

Principal activities

The principal activities of the consolidated entity during the course of the financial year have been to promote, control, manage and encourage Australian Rules Football.

There were no significant changes in the nature of the activities of the consolidated entity during the year.

Review and results of operations

The operating profit of the AFL and its controlled entities amounted to \$8.802 million compared with an operating loss of \$16.946 million in 2001.

The AFL's operating surplus for 2002 was \$110.1 million (\$68.9 million in 2001) which resulted from increased revenue generated primarily by television rights.

AFL distributions increased significantly in 2002 and totalled \$128.2 million (\$85.7 million in 2001). These distributions were to the following entities:

- i) The AFL Clubs received \$71.2 million (\$61.8 million in 2001);
- ii) The AFL Clubs are to receive a special distribution from the sale of Waverley Park of \$26.9 million (\$nil in 2001);
- iii) The AFL Players Association received \$6.3million (\$5.8 million in 2001);
- iv) Development grants to State Football bodies totalling \$17.7 million (\$16.5 million in 2001); and
- v) Ground improvement payments totalled \$6.0 million (\$1.6 million in 2001).

AUSTRALIAN FOOTBALL LEAGUE AND ITS CONTROLLED ENTITIES

Directors' Report

For the year ended 31st October 2002

State of affairs

In the opinion of the directors there were no significant changes in the state of affairs of the consolidated entity that occurred during the financial year under review not otherwise disclosed in this report or the consolidated financial statements.

Events subsequent to balance date

Since 31 October 2002, there has not arisen in the interval between the end of financial year and the date of this report any item, transaction, or event of a material and unusual nature likely, in the opinion of the directors of the Company, to affect significantly the operations of the Company, the results of those operations, or the state of affairs of the Company in future financial years.

Likely Developments

The directors do not anticipate any major changes in the basis of operations of the consolidated entity and the future results of those operations in subsequent financial years.

Insurance Premiums

Since the end of the previous financial year the Company has paid insurance premiums in respect of Directors' and Officers' liability and legal expenses' insurance contracts, which include cover for current officers, including executive officers of the Company. The insurance premiums in respect of the officers of the Company relate to:

- costs and expenses incurred by the relevant officers in defending proceedings, whether civil or criminal and whatever their outcome; and
- other liabilities that may arise from their position, with the exception of conduct involving a wilful breach of duty or improper use of information or position to gain a personal advantage.

Directors' benefits

Since the end of the previous financial year no Director of the Company has received or become entitled to receive any benefit (other than the fixed salary of a full-time employee of the Company or of a related body corporate) by reason of a contract made by the Company, its controlled entities, or a related body corporate with a Director or with a firm of which a Director is a member, or with an entity in which a Director has a substantial interest.

Rounding Off

The Company is of a kind referred to in ASIC Class Order 98/100 dated 10 July 1998 and in accordance with that Class Order, amounts in the financial report and directors' report have been rounded off to the nearest thousand dollars, unless otherwise stated.

Dated at Melbourne this 30th day of January 2003.

Signed in accordance with a resolution of the Directors:



Mr R B Evans, Chairman



Mr W R Jackson, Director

AUSTRALIAN FOOTBALL LEAGUE AND ITS CONTROLLED ENTITIES

Concise Statements of Financial Performance

For the year ended 31st October 2002

	Consolidated		The Company	
	2002	2001	2002	2001
	\$'000	\$'000	\$'000	\$'000
Revenues from ordinary activities	261,770	119,237	256,193	116,562
Borrowing costs	(1,786)	(1,337)	(1,766)	(1,337)
Other expenses from ordinary activities	(251,182)	(134,846)	(245,603)	(131,987)
Profit/(loss) from ordinary activities before related income tax expense	<u>8,802</u>	<u>(16,946)</u>	<u>8,824</u>	<u>(16,762)</u>
Income tax expense relating to ordinary activities	-	-	-	-
Net profit/(loss)	<u><u>8,802</u></u>	<u><u>(16,946)</u></u>	<u><u>8,824</u></u>	<u><u>(16,762)</u></u>

Discussion and analysis of the Statements of Financial Performance

Consolidated revenue increased by \$142.5 million to \$261.8 million. The major reasons for this increase include:

- proceeds from the sale of Waverley Park;
- an increase in television rights due to the first year of the new broadcast agreement; and
- an increase in contra advertising revenue due to the first year of the new broadcast agreement.

The consolidated operating profit was \$8.8 million which compares with an operating loss of \$16.8 million in 2001.

There were four main areas of increased expenditure which contributed to this result:

- the carrying value and associated selling costs from the sale of Waverley Park totalling \$59.1 million;
- a special distribution to clubs of the Waverley Park proceeds totalling \$26.9 million. This amount represents the net present value of \$32 million;
- an increase in contra advertising expenditure due to the first year of the new broadcast agreement totalling \$10.0 million; and
- an increase in distributions to clubs totalling \$9.5 million.

The statements of financial performance are to be read in conjunction with the discussion and analysis above and the notes to the financial statements set out on pages 121 to 123.

AUSTRALIAN FOOTBALL LEAGUE AND ITS CONTROLLED ENTITIES

Concise Statements of Financial Position

As at 31st October 2002

	Consolidated		The Company	
	2002	2001	2002	2001
	\$'000	\$'000	\$'000	\$'000
Current assets				
Cash	265	2,206	2	2,144
Receivables	23,584	13,694	22,911	13,681
Inventories	121	71	-	-
Other	3,987	1,069	3,832	1,203
Total current assets	<u>27,957</u>	<u>17,040</u>	<u>26,745</u>	<u>17,028</u>
Non-current assets				
Inventories	-	45,131	-	45,131
Receivables	91,928	3,550	92,377	3,550
Property, plant & equipment	14,993	14,891	14,081	14,603
Other	33,761	30,107	33,659	30,000
Total non-current assets	<u>140,682</u>	<u>93,679</u>	<u>140,117</u>	<u>93,284</u>
Total assets	<u>168,639</u>	<u>110,719</u>	<u>166,862</u>	<u>110,312</u>
Current liabilities				
Payables	23,948	62,061	22,447	61,185
Interest-bearing liabilities	54,273	19,000	54,000	19,000
Provisions	1,055	745	652	496
Other	4,962	-	4,962	-
Total current liabilities	<u>84,238</u>	<u>81,806</u>	<u>82,061</u>	<u>80,681</u>
Non-current liabilities				
Payables	22,587	42	22,587	-
Interest-bearing liabilities	370	-	-	-
Provisions	8,118	152	8,057	103
Other	15,805	-	15,805	-
Total non-current liabilities	<u>46,880</u>	<u>194</u>	<u>46,449</u>	<u>103</u>
Total liabilities	<u>131,118</u>	<u>82,000</u>	<u>128,510</u>	<u>80,784</u>
Net assets	<u>37,521</u>	<u>28,719</u>	<u>38,352</u>	<u>29,528</u>
Equity				
Reserves	-	28,294	-	28,294
Retained profits	37,521	425	38,352	1,234
Total equity	<u>37,521</u>	<u>28,719</u>	<u>38,352</u>	<u>29,528</u>

The statements of financial position are to be read in conjunction with the discussion and analysis on page 119 and the notes to the financial statements set out on pages 121 to 123.

Concise Statements of Financial Position

As at 31st October 2002

Discussion and analysis of the Statements of Financial Performance

The consolidated entity's total assets increased by \$57.9 million to \$168.6 million.

This increase in total assets principally comprises:

- an increase in current and non-current receivables of \$98.3 million resulting primarily from the \$97.1 million owing from Mirvac from the sale of Waverley Park;
- an increase in other current and non-current assets of \$6.6 million primarily representing the deferred interest expense on the amount to be distributed to the clubs from the sale of Waverley Park; and
- a decrease in inventories, land held for resale, of \$45.1 million due to the sale of Waverley Park.

The consolidated entity's total liabilities increased by \$49.1 million to \$131.1 million over the year.

The increase in total liabilities principally comprises:

- borrowings increased by \$35.2 million. This was sourced through a Commercial Bill Facility;
- an increase in other current and non-current liabilities of \$20.8 million representing the deferred interest revenue on the amount to be received from Mirvac from the sale of Waverley Park;
- an increase in other current and non-current provisions of \$8.3 million primarily representing the anticipated closure costs resulting from the sale of Waverley Park; and
- a decrease in prepaid income of \$38.0 million which represents an instalment of the 2002 television rights, received in 2001, from the AFL official broadcasters. This was brought to account in 2002.

AUSTRALIAN FOOTBALL LEAGUE AND ITS CONTROLLED ENTITIES

Concise Statements of Cash Flows

For the year ended 31st October 2002

	Consolidated		The Company	
	2002	2001	2002	2001
	\$'000	\$'000	\$'000	\$'000
Cash flows from operating activities				
Cash receipts in the course of operations	127,508	157,990	121,476	154,740
Cash payments in the course of operations	(165,680)	(134,911)	(160,214)	(132,135)
Net cash provided by / (used in) operating activities	<u>(38,172)</u>	<u>23,079</u>	<u>(38,738)</u>	<u>22,605</u>
Cash flows from investing activities				
Interest received	299	261	271	256
Payments for property, plant and equipment	(1,209)	(1,715)	(517)	(1,489)
Payments for other non-current assets	(3,659)	(30,161)	(3,659)	(30,000)
Proceeds from sale of non-current assets	7,267	111	7,267	91
Net cash provided by / (used in) investing activities	<u>2,698</u>	<u>(31,504)</u>	<u>3,362</u>	<u>(31,142)</u>
Cash flows from financing activities				
Interest paid	(1,786)	(1,337)	(1,766)	(1,337)
Proceeds from borrowings	35,156	15,000	35,000	15,000
Net cash provided by / (used in) financing activities	<u>33,370</u>	<u>13,663</u>	<u>33,234</u>	<u>13,663</u>
Net (decrease)/increase in cash held	(2,104)	5,238	(2,142)	5,126
Cash at the beginning of the financial year	2,206	(3,032)	2,144	(2,982)
Cash at the end of the financial year	<u>102</u>	<u>2,206</u>	<u>2</u>	<u>2,144</u>

Discussion and analysis of the Statements of Cash Flows

There was a net decrease in cash holdings of the consolidated entity, during the year, totalling \$2.1 million.

The major movements in cash during the year included the following:

- funds from the operating profit for the year totalling \$8.8 million;
- a decrease in inventories relating to the sale of Waverley Park totalling \$37.9 million;
- an increase in other debtors totalling \$96.7 million resulting primarily from the \$97.1 million owing from Mirvac from the sale of Waverley Park;
- a decrease in prepaid income of \$38.0 million paid in 2001 by the AFL official broadcasters in respect to the 2002 television rights;
- an increase in amounts owing to clubs of \$27.2 million relating to a special distribution to clubs of the Waverley Park proceeds;
- an increase in provisions totalling \$8.3 million resulting primarily from the \$8.0 million anticipated closure costs from the sale of Waverley Park; and
- an increase in other liabilities totalling \$20.8 million representing the deferred interest revenue on the amount to be received from Mirvac from the sale of Waverley Park.

The statements of cash flows are to be read in conjunction with the discussion and analysis above and the notes to the financial statements set out on pages 121 to 123.

Notes to the Concise Financial Statements

For the year ended 31st October 2002

1. Basis of Preparation of the concise financial report

The concise financial report has been prepared in accordance with the Corporations law, Accounting Standard AASB 1039 Concise Financial Reports and applicable Urgent Issues Group Consensus Views. The financial statements and specific disclosures required by AASB 1039 have been derived from the consolidated entity's full financial report for the financial year. Other information included in the concise financial report is consistent with the consolidated entity's full financial report. The concise financial report does not, and cannot be expected to, provide as full an understanding of the financial performance, financial position and financing and investing activities of the consolidated entity as the full financial report.

It has been prepared on the basis of historical costs and except where stated, does not take into account changing money values or current valuations of non-current assets.

The accounting policies have been consistently applied by each entity in the consolidated entity and, except where there is a change in accounting policy, are consistent with those of the previous year.

Where necessary, comparative information has been reclassified to achieve consistency in disclosure with current financial year amounts and other disclosures.

A full description of the accounting policies adopted by the consolidated entity may be found in the consolidated entity's full financial report.

2. Segment reporting

The Company's activities are entirely the administration and promotion of Australian Rules Football and are confined to Australia except for the sale of television rights to various overseas countries and conduct of exhibition matches overseas from time to time, in support of television rights in overseas countries.

121

3. Revenue from ordinary activities

Revenue from operating activities

	Consolidated		The Company	
	2002	2001	2002	2001
	\$'000	\$'000	\$'000	\$'000
Trading operations	165,362	118,859	159,813	116,215
Contra advertising revenue	10,000	-	10,000	-
Interest received	299	267	271	256

Revenue from outside operating activities

Gross proceeds from sale of Waverley Park (at net present value)	86,051	-	86,051	-
Gross proceeds from sale of other non-current assets	58	111	58	91
Total	<u>261,770</u>	<u>119,237</u>	<u>256,193</u>	<u>116,562</u>

AUSTRALIAN FOOTBALL LEAGUE AND ITS CONTROLLED ENTITIES

Notes to the Concise Financial Statements

For the year ended 31st October 2002

4. Contingent Liabilities

- (i) The Company has executed documentation to formalise an undertaking given to Hawthorn Football Club ("the Club") Limited to release and discharge the Club from its obligations relating to Optus Oval when the Club agreed to play its home games at Waverley Park from the beginning of the 1992 season.

Under these arrangements the Company will, in the event of the liquidation as a result of insolvency of both the Carlton Cricket and Football Social Club and the Carlton Football Club, assume the Ground Management of Optus Oval, the ownership of the remaining fixtures and fittings and related financial obligations.

In addition, the Company has agreed to contribute to annual losses on the operations of the John Elliott Stand as follows:

- a) the first \$50,000 of losses up to \$100,000; and
- b) 46.25% of losses between \$100,000 and \$300,000.

The Company has also entered into an agreement with Carlton Football Club, Carlton Cricket and Football Social Club ("the Social Club"), National Australia Bank Limited ("NAB") and the Treasurer of Victoria to guarantee the obligations of the Social Club to NAB in respect of a \$2,515,000 commercial bill facility up to a maximum of \$1,125,000.

- (ii) The Company has entered into an agreement with the AFL Players' Association Inc. for a period of five years commencing in 1998 whereby the Company has an obligation to assume liability for all amounts due to players of a Club where the Club has lost its license to compete in the AFL Competition and is suspended from or loses its right to representation in the AFL competition. The amounts payable in these circumstances will be offset by any amounts payable to the players in respect of future employment as a player.
- (iii) The Company has entered into an agreement with the Sydney Cricket and Sports Ground Trust ("SCG Trust") and Sydney Australian Football Club Limited ("Sydney Swans") on 31 January 1999 whereby the Company guarantees the obligations of the Sydney Swans to the SCG Trust to a maximum of \$705,359. The guarantee expires in July 2003.
- (iv) The Company has entered into agreements with the Hawthorn Football Club Limited and the St Kilda Football Club Limited and the St Kilda Saints Limited to underwrite their membership revenue and match day income in return for agreeing to move their home games from Waverley Park from the beginning of the 2000 season. The maximum amount underwritten for the remaining years of the agreements are as follows:
- \$966,000 in 2003
 - \$260,000 in 2004
- (v) The Company has entered into an agreement with Australia and New Zealand Banking Group Limited ("ANZ Bank") on 31 October 2001 whereby the Company guarantees the obligations of the Footscray Football Club Limited to the ANZ Bank to a maximum of \$3,581,413 which maximum amount reduces by \$325,583 on the 15th of each month. The Guarantee expires in November 2003.
- (vi) The Company has entered into an agreement with Australia and New Zealand Banking Group Limited ("ANZ Bank") in August 2001 where the Company guarantees the obligations of Sports Facilities Management Limited ("Sports") to the ANZ Bank with respect to Sports borrowings of \$5,000,000 in relation to the reconfiguration of Stadium Australia.

Notes to the Concise Financial Statements

For the year ended 31st October 2002

4. Contingent Liabilities *(continued)*

- (vii) The Company has entered into an agreement with the Bank of South Australia (a division of St George Bank Limited) ("Bank SA") on 19 October 2001 whereby the company guarantees the obligations of AFL Northern Territory Limited to the Bank of South Australia to a maximum of \$205,000.
- (viii) The Company has entered into an agreement with Bank of Melbourne a division of Westpac Banking Corporation ("Westpac") on 6 November 2002 whereby the Company guarantees the obligations of the North Melbourne Football Club Limited to Westpac to a maximum of \$1.7 million.
- (ix) The Company has entered into an agreement with Bank of Melbourne a division of Westpac Banking Corporation ("Westpac") on 18 September 2002 whereby the Company guarantees the obligations of the Sydney Swans Limited to Westpac to a maximum of \$1.7 million.
- (x) The Company has entered into an agreement with Commonwealth Bank of Australia ("CBA") whereby the Company guarantees the obligations of Port Adelaide Football Club to CBA to a maximum of \$1.7 million.
- (xi) The Company has entered into an agreement with Bank of Melbourne a division of Westpac Banking Corporation ("Westpac") on 23 October 2002 whereby the Company indemnifies Westpac with respect to Westpac's obligations under a \$1.7 million banker's undertaking made to the ANZ Banking Group Limited relating to the redevelopment of the Punt Road Oval by the Richmond Football Club.

AUSTRALIAN FOOTBALL LEAGUE AND ITS CONTROLLED ENTITIES

Directors' Declaration

For the year ended 31st October 2002

In the opinion of the directors of the Australian Football League, the accompanying concise financial report of the consolidated entity, comprising Australian Football League and its controlled entities for the year ended 31 October 2002, set out on pages 117 to 123:

- a) has been derived from or is consistent with the full financial report for the financial year; and
- b) complies with Accounting Standard AASB 1039 *Concise Financial Reports*.

Dated at Melbourne this 30th day of January 2003.

Signed in accordance with a resolution of the Directors:



Mr R B Evans, Chairman



Mr W R Jackson, Director

AUSTRALIAN FOOTBALL LEAGUE AND ITS CONTROLLED ENTITIES

Independent audit report on concise financial report to the members of the Australian Football League

For the year ended 31st October 2002

Scope

We have audited the concise financial report of the Australian Football League and its controlled entities for the financial year ended 31 October 2002, consisting of the statements of financial performance, statements of financial position, statements of cash flows, accompanying notes 1 to 4, and the accompanying discussion and analysis on the statements of financial performance, statements of financial position and statements of cash flows and the directors' declaration, set out on pages 117 to 124 in order to express an opinion on it to the members of the Company. The Company's directors are responsible for the concise financial report.

Our audit has been conducted in accordance with Australian Auditing Standards to provide reasonable assurance whether the concise financial report is free of material misstatement. We have also performed an independent audit of the full financial report of the Australian Football League and its controlled entities for the year ended 31 October 2002. Our audit report on the full financial report was signed on 30 January 2003, and was not subject to any qualification.

Our procedures in respect of the audit of the concise financial report included testing that the information in the concise financial report is consistent with the full financial report and examination, on a test basis, of evidence supporting the amounts, discussion and analysis, and other disclosures which were not directly derived from the full financial report. These procedures have been undertaken to form an opinion whether, in all material respects, the concise financial report is presented fairly in accordance with Accounting Standard AASB 1039 *Concise Financial Reports* issued in Australia.

The audit opinion expressed in this report has been formed on the above basis.

Audit Opinion

In our opinion the concise financial report of the Australian Football League and its controlled entities for the year ended 31 October 2002 complies with AASB 1039 *Concise Financial Reports*.

KPMG

KPMG



PM Shannon
Partner

Melbourne
January 30, 2003

Notes

Official 2003 Premiership Season Fixture

ROUND 1

FRIDAY, 28TH MARCH
Collingwood v Richmond (MCG) (N)
SATURDAY, 29TH MARCH
West Coast v Port Adelaide (SUB)
Kangaroos v St Kilda (MCG)
Brisbane Lions v Essendon (G) (N)
Sydney v Carlton (TS) (N)
SUNDAY, 30TH MARCH
Adelaide v Fremantle (AS)
Melbourne v Hawthorn (MCG)
Western Bulldogs v Geelong (TD)

ROUND 2

FRIDAY, 4TH APRIL
Carlton v Collingwood (MCG) (N)
SATURDAY, 5TH APRIL
Essendon v Melbourne (MCG)
St Kilda v Adelaide (TD)
Fremantle v Sydney (SUB) (N)
Port Adelaide v Brisbane Lions (AS) (N)
SUNDAY, 6TH APRIL
Hawthorn v West Coast (YP)
Geelong v Kangaroos (SS)
Richmond v Western Bulldogs (TD)

ROUND 3

FRIDAY, 11TH APRIL
Essendon v Carlton (MCG) (N)
SATURDAY, 12TH APRIL
West Coast v St Kilda (SUB)
Collingwood v Geelong (MCG)
Kangaroos v Brisbane Lions (TD) (N)
Port Adelaide v Hawthorn (AS) (N)
SUNDAY, 13TH APRIL
Sydney v Adelaide (SCG)
Melbourne v Western Bulldogs (TD)
Richmond v Fremantle (MCG)

ROUND 4 (Easter)

THURSDAY, 17TH APRIL
Brisbane Lions v Collingwood (G) (N)
SATURDAY, 19TH APRIL
Geelong v Melbourne (SS)
Hawthorn v Sydney (MCG) (N)
Western Bulldogs v Essendon (TD) (N)
SUNDAY, 20TH APRIL
Adelaide v West Coast (AS)
Fremantle v Kangaroos (SUB)
Carlton v Port Adelaide (OO)
MONDAY, 21ST APRIL
St Kilda v Richmond (TD)

ROUND 5 (Anzac Day)

FRIDAY, 25TH APRIL
Essendon v Collingwood (MCG)
Sydney v Melbourne (SCG) (N)
SATURDAY, 26TH APRIL
Hawthorn v Richmond (MCG)
Adelaide v Port Adelaide (AS) (N)
Kangaroos v Carlton (TD) (N)
SUNDAY, 27TH APRIL
Brisbane Lions v Western Bulldogs (G)
Fremantle v West Coast (SUB)
St Kilda v Geelong (TD)

ROUND 6

FRIDAY, 2ND MAY
Kangaroos v Adelaide (TD) (N)
SATURDAY, 3RD MAY
Carlton v Hawthorn (OO)
Melbourne v West Coast (MCG)
Collingwood v Sydney (TD) (N)
Port Adelaide v Richmond (AS) (N)
SUNDAY, 4TH MAY
Geelong v Brisbane Lions (SS)
Fremantle v Essendon (SUB)
Western Bulldogs v St Kilda (TD)

ROUND 7

FRIDAY, 9TH MAY
Hawthorn v Kangaroos (TD) (N)
SATURDAY, 10TH MAY
West Coast v Geelong (SUB)
Richmond v Essendon (MCG)
Adelaide v Collingwood (AS) (N)
St Kilda v Carlton (TD) (N)
SUNDAY, 11TH MAY
Sydney v Brisbane Lions (SCG)
Melbourne v Port Adelaide (MCG)
Western Bulldogs v Fremantle (TD)

ROUND 8

FRIDAY, 16TH MAY
Hawthorn v Essendon (MCG) (N)
SATURDAY, 17TH MAY
Collingwood v West Coast (TD)
Port Adelaide v Kangaroos (AS)
Richmond v Melbourne (MCG) (N)
Brisbane Lions v Adelaide (G) (N)
SUNDAY, 18TH MAY
Sydney v Geelong (SCG)
Fremantle v St Kilda (SUB)
Carlton v Western Bulldogs (OO)

ROUND 9

FRIDAY, 23RD MAY
Essendon v Port Adelaide (TD) (N)
SATURDAY, 24TH MAY
Carlton v Brisbane Lions (OO)
Melbourne v Fremantle (MCG)
West Coast v Richmond (SUB) (N)
Collingwood v St Kilda (TD) (N)
SUNDAY, 25TH MAY
Kangaroos v Sydney (MO)
Adelaide v Western Bulldogs (AS)
Geelong v Hawthorn (TD)

ROUND 10

FRIDAY, 30TH MAY
Port Adelaide v Collingwood (AS) (N)
SATURDAY, 31ST MAY
Fremantle v Carlton (SUB)
Western Bulldogs v Kangaroos (TD)
Richmond v Sydney (MCG) (N)
Melbourne v Brisbane Lions (G) (N)
SUNDAY, 1ST JUNE
Geelong v Adelaide (SS)
Essendon v West Coast (TD)
St Kilda v Hawthorn (MCG)

ROUND 11 (Queen's Birthday weekend)

FRIDAY, 6TH JUNE
Kangaroos v Richmond (TD) (N)
SATURDAY, 7TH JUNE
Hawthorn v Adelaide (MCG)
St Kilda v Brisbane Lions (TD) (N)
Sydney v Essendon (TS) (N)
SUNDAY, 8TH JUNE
Port Adelaide v Fremantle (AS)
West Coast v Western Bulldogs (SUB)
Geelong v Carlton (TD)
MONDAY, 9TH JUNE
Melbourne v Collingwood (MCG)

ROUND 12

FRIDAY, 13TH JUNE
Essendon v Kangaroos (TD) (N)
SATURDAY, 14TH JUNE
Richmond v Carlton (MCG)
St Kilda v Port Adelaide (YP)
Fremantle v Geelong (SUB) (N)
Western Bulldogs v Sydney (SCG) (N)
SUNDAY, 15TH JUNE
Brisbane Lions v West Coast (G)
Adelaide v Melbourne (AS)
Collingwood v Hawthorn (MCG)

ROUND 13

FRIDAY, 27TH JUNE
Essendon v Geelong (TD) (N)
SATURDAY, 28TH JUNE
Melbourne v St Kilda (MCG)
Port Adelaide v Sydney (AS)
Western Bulldogs v Collingwood (TD) (N)
Brisbane Lions v Richmond (G) (N)
SUNDAY, 29TH JUNE
Hawthorn v Fremantle (YP)
West Coast v Kangaroos (SUB)
Carlton v Adelaide (OO)

ROUND 14

FRIDAY, 4TH JULY
St Kilda v Essendon (TD) (N)
SATURDAY, 5TH JULY
Fremantle v Brisbane Lions (SUB)
Hawthorn v Western Bulldogs (MCG)
Kangaroos v Collingwood (TD) (N)
Adelaide v Richmond (AS) (N)
SUNDAY, 6TH JULY
Sydney v West Coast (SCG)
Carlton v Melbourne (OO)
Geelong v Port Adelaide (SS)

ROUND 15

FRIDAY, 11TH JULY
Adelaide v Essendon (AS) (N)
SATURDAY, 12TH JULY
Collingwood v Fremantle (MCG)
Richmond v Geelong (TD)
West Coast v Carlton (SUB) (N)
Sydney v St Kilda (SCG) (N)
SUNDAY, 13TH JULY
Brisbane Lions v Hawthorn (G)
Kangaroos v Melbourne (MCG)
Western Bulldogs v Port Adelaide (TD)

ROUND 16

FRIDAY, 18TH JULY
Richmond v Collingwood (MCG) (N)
SATURDAY, 19TH JULY
Carlton v Sydney (OO)
Hawthorn v Melbourne (MCG)
Essendon v Brisbane Lions (TD) (N)
Port Adelaide v West Coast (AS) (N)
SUNDAY, 20TH JULY
Geelong v Western Bulldogs (SS)
Fremantle v Adelaide (SUB)
St Kilda v Kangaroos (TD)

ROUND 17

FRIDAY, 25TH JULY
West Coast v Hawthorn (SUB) (N)
SATURDAY, 26TH JULY
Melbourne v Essendon (MCG)
Kangaroos v Geelong (MO)
Western Bulldogs v Richmond (TD) (N)
Brisbane Lions v Port Adelaide (G) (N)
SUNDAY, 27TH JULY
Sydney v Fremantle (SCG)
Adelaide v St Kilda (AS)
Collingwood v Carlton (MCG)

ROUND 18

FRIDAY, 1ST AUGUST
Western Bulldogs v Melbourne (TD) (N)
SATURDAY, 2ND AUGUST
Fremantle v Richmond (SUB)
Carlton v Essendon (MCG)
Geelong v Collingwood (TD) (N)
Brisbane Lions v Kangaroos (G) (N)
SUNDAY, 3RD AUGUST
Adelaide v Sydney (AS)
Hawthorn v Port Adelaide (MCG)
St Kilda v West Coast (TD)

ROUND 19

FRIDAY, 8TH AUGUST
Melbourne v Geelong (MCG) (N)
SATURDAY, 9TH AUGUST
West Coast v Adelaide (SUB)
Collingwood v Brisbane Lions (MCG)
Richmond v St Kilda (TD) (N)
Sydney v Hawthorn (SCG) (N)
SUNDAY, 10TH AUGUST
Port Adelaide v Carlton (AS)
Essendon v Western Bulldogs (TD)
Kangaroos v Fremantle (MCG)

ROUND 20

FRIDAY, 15TH AUGUST
Collingwood v Adelaide (TD) (N)
SATURDAY, 16TH AUGUST
Carlton v St Kilda (OO)
Geelong v West Coast (SS)
Kangaroos v Hawthorn (TD) (N)
Port Adelaide v Melbourne (AS) (N)
SUNDAY, 17TH AUGUST
Brisbane Lions v Sydney (G)
Fremantle v Western Bulldogs (SUB)
Essendon v Richmond (MCG)

ROUND 21

FRIDAY, 22ND AUGUST
Hawthorn v Carlton (MCG) (N)
SATURDAY, 23RD AUGUST
Adelaide v Kangaroos (AS)
Essendon v Fremantle (TD)
Brisbane Lions v Geelong (G) (N)
Sydney v Collingwood (TS) (N)
SUNDAY, 24TH AUGUST
St Kilda v Western Bulldogs (YP)
West Coast v Melbourne (SUB)
Richmond v Port Adelaide (TD)

ROUND 22

FRIDAY, 29TH AUGUST
Collingwood v Essendon (MCG) (N)
SATURDAY, 30TH AUGUST
Geelong v St Kilda (SS)
Melbourne v Sydney (MCG)
West Coast v Fremantle (SUB) (N)
Western Bulldogs v Brisbane Lions (TD) (N)
SUNDAY, 31ST AUGUST
Port Adelaide v Adelaide (AS)
Carlton v Kangaroos (OO)
Richmond v Hawthorn (MCG)

FINALS

SEPTEMBER 5, 6, 7
Round 1 – Qualifying finals (4)
SEPTEMBER 12, 13, 14*
Round 2 – Semi-finals (2)
SEPTEMBER 19, 20**
Round 3 – Preliminary finals (2)
SEPTEMBER 27
Round 4 – Grand Final

*In round 2 of the finals series games may be scheduled on Friday, Saturday or Sunday.

**In round 3 of the finals series games may be scheduled on Friday or Saturday.

©COPYRIGHT 2002 – The Australian Football League
Reproduction of the program of matches in whole or part is permitted only with prior written approval of the Australian Football League. Matches to be played on grounds of first-named clubs except where otherwise determined by the AFL Fixture is subject to change without notice.

(N) – Night game

(SS) – Skilled Stadium, Geelong

(TD) – Telstra Dome, Melbourne

(AS) – AAMI Stadium, Adelaide

(G) – Gabba, Brisbane

(OO) – Optus Oval, Melbourne

(MCG) – Melbourne Cricket Ground

(MO) – Manuka Oval, Canberra

(SUB) – Subiaco Oval, Perth

(TS) – Telstra Stadium, Sydney

(SCG) – Sydney Cricket Ground

(YP) – York Park, Launceston



The AFL Structure

AFL COMMISSION 2002

Ron Evans (Chairman), Wayne Jackson (Chief Executive Officer), Colin Carter, Graeme John, Bob Hammond, Bill Kelty, Chris Langford, Graeme Samuel

CHIEF EXECUTIVE OFFICER

Wayne Jackson



AFL Strategic Planner reporting to the CEO: Gillon McLachlan



AFL EXECUTIVE: (from left) Gillon McLachlan, Tony Peek, Ben Buckley, Ian Anderson, Wayne Jackson, Andrew Demetriou, Ross Smith.

Sub-committees, Associates 2002

AFL Executive: Wayne Jackson (CEO), Ian Anderson, Ben Buckley, Andrew Demetriou, Gillon McLachlan, Tony Peek, Dr. Ross Smith

AFL Football Operations Sub-committee: Andrew Demetriou (Chair), Rod Austin, Roger Berryman, Michael Conlan, Ken Gannon, Jeff Gieschen, Patrick Keane, Jill Lindsay, Dean Moore, Kevin Sheehan, Sandra Thomas, Phillip Wallbridge, Ken Wood

AFL Appeals Board: Peter O'Callaghan, QC (Chair), Brian Bourke, Gavin Francis, Michael Green, Anthony Nolan, John Schultz, Graham Sherry, Roger Berryman (secretary)

AFL Arbitrator: Anthony Nolan

AFL Auditors: KPMG

AFL Grievance Tribunal: Jack Rush, QC (Chair), Darren Baxter, James Dowsley, Michael Moncrieff, Kevin Power, Peter Sinn, Roger Berryman (secretary)

AFL Laws Committee: Andrew Demetriou (Chair), Kevin Bartlett, John Halbert MBE, Dr Rob Kerr, Michael Mansfield, Rowan Savers, Michael Sexton, Dr Ross Smith, Ed Biggs (secretary)

AFL Legal Advisor: Jeff Browne

AFL Medical Commissioners: Dr Peter Harcourt, Dr Harry Unglik

AFL Reporting Officers: John Coburn, Rick Lewis, Gary Ayres

AFL Tribunal: Brian Collis, QC (Chair), Shane Maguire (Deputy Chair), Emmett Dunne, Elaine Canty, Ian Hill QC, Brian Le Brocq, Richard Loveridge, Professor David Shilbury, Scott Taylor (secretary)

Players' Advocates: Sean Carroll, Iain Findlay, Bert Gaudion

AFL Umpiring Selection Committee: Jeff Gieschen, Adrian Panozzo, Rowan Savers

Australian Football Hall of Fame Selection Committee: John Kennedy (Chair), Brian Atkinson, Kevin Bartlett, Max Basheer, Percy Beames, Harry Gordon, Joan Kirner, Michael Moncrieff, Peter Nixon, Tom Reynolds, Lou Richards, Mike Sheahan, Caroline Wilson, Roger Berryman (secretary)

All-Australian and AFL Rising Star Selectors: Wayne Jackson (non-voting Chair), Rod Austin, Kevin Bartlett, Andrew Demetriou, Gerard Healy, Neil Kerley, Chris Mainwaring, Robert Walls

AFL (NSW/ACT) Commission: Peter Mackinlay (Chair), David Backler, Ross Howarth, Wayne Jackson, Chris Langford, John Livy, Tony Peek, Brian Quade, Lynn Ralph, Gabrielle Trainor, John Yates

AFL Queensland Commission: Darryl Bray (Chair), Dr Susan Dann, Graeme Downie, Reg Lillywhite, Michael McCormick, Tom Potter, Dr Ross Smith

Structure as at October 2002.

Index

2-3 CONTENTS

4 OBJECTIVES & EXECUTIVE REPORT

2002 Objectives	6
Chairman's Report	14
Congratulations (to 2002 achievers)	17
AFL Commission profiles	18
Chief Executive's Report	20
Finals and the MCG	25

28 FOOTBALL OPERATIONS

General Manager's Report	30
Total Player Payments	32
Umpiring	37
Attendances: 2002 summary	38
AFL Tribunal/Appeals Board	40

42 GAME DEVELOPMENT

General Manager's Report	44
Carter Report	45
Junior Player Participation	46
Talented Player Pathway	52
Transfer Fees	53

56 COMMERCIAL OPERATIONS

General Manager's Report	58
Corporate Partners	60
Television Coverage	62
AFL Membership	68

70 CORPORATE AFFAIRS & COMMUNICATIONS

General Manager's Report	72
--------------------------	----

78 FINANCE & ADMINISTRATION

General Manager's Report	80
2002 payments to clubs	83

84 FAREWELLS

2002 retirees	86
Obituaries	88

90 2002 AWARDS, WINNERS & RESULTS

Brownlow Medal	92
2002 Premiers	94
Jock McHale Medal	96
Norm Smith Medal	98
Coleman Medal	100
National AFL Rising Star	101
All-Australians	102
International Rules Series	103
Wizard Home Loans Cup	104
Australian Football Hall of Fame	106
AFL Life Members	108
Jack Titus Award	109
Season 2002 results	110
Finals 2002, ladder	111

112 THE AFL FROM 1993-2002

113 CONCISE FINANCIAL STATEMENTS

Directors' Report	114-116
Concise Statements of Financial Performance	117-119
Concise Statements of Cash Flows	120
Notes to the Concise Financial Statements	121-123
Directors' Declaration	124
Independent Audit Report	125



Australian Football League

106th Annual Report
2002



COLLINGWOOD, RUNNERS-UP 2002: (standing, from left) – Paul Licuria, Josh Fraser, Ryan Lonie, Jarrod Molloy, Carl Steinfort, Steven McKee, Shane Wakelin, Chris Tarrant, Simon Prestigiacomo, Heath Scotland, Ben Johnson, Nick Davis, Anthony Rocca, Alan Didak. (Seated from left) – Leon Davis, Rupert Betheras, Glenn Freeborn, Tarkyn Lockyer, Nathan Buckley (captain), Michael Malthouse (coach), Scott Burns, James Clement, Shane O'Bree.

2.17pm GRAND FINAL DAY – MCG, September 28, 2002



Brisbane Lions	0.4	4.12	8.14	10.15 (75)
d Collingwood	1.4	4.4	8.10	9.12 (66)

